

# EHEALTH FOR PEOPLE WITH DEMENTIA IN HOME-BASED AND RESIDENTIAL CARE



NIENKE NIJHOF

**EHEALTH FOR PEOPLE WITH DEMENTIA IN  
HOME-BASED AND RESIDENTIAL CARE**

Nienke Nijhof

Dissertation, University of Twente, 2013

© Nienke Nijhof

ISBN: 978-90-365-3455-0

DOI: 10.3990/1.9789036534550

With the support of Alzheimer Nederland (Amersfoort), dr. G.J. van Hoytema Stichting (Enschede), Focus Cura BV (Driebergen), Futurelab en Novartis Pharma BV (Arnhem).



Cover design by Milan Compeer

Book design by Gildeprint Drukkerijen

Printed by Gildeprint Drukkerijen, Enschede, the Netherlands



The studies presented in this thesis were financially supported by IBR Research Institute for Social Sciences and Technology and care organization Bruggerbosch.

**EHEALTH FOR PEOPLE WITH DEMENTIA IN  
HOME-BASED AND RESIDENTIAL CARE**

PROEFSCHRIFT

ter verkrijging van  
de graad van doctor aan de Universiteit Twente,  
op gezag van de rector magnificus,  
prof. dr. H. Brinksma,  
volgens besluit van het College voor Promoties  
in het openbaar te verdedigen  
op vrijdag 26 april 2013 om 14.45 uur

door

Nienke Nijhof  
geboren op 13 mei 1983  
te Leiderdorp

Dit proefschrift is goedgekeurd door de promotor, prof. dr. E.R. Seydel  
en door de assistent-promotor, dr. J.E.W.C. van Gemert-Pijnen

## **Samenstelling promotiecommissie**

Promotor: Prof. dr. E.R. Seydel, Universiteit Twente

Assistent-promotor: dr. J.E.W.C. van Gemert-Pijnen, Universiteit Twente

Leden: Prof. dr. A. Sixsmith, Simon Fraser University, Vancouver, Canada  
Prof. dr. R.M. Dröes, VU Medisch Centrum, Amsterdam  
Prof. dr. M.C.P.M. Hertogh, VU Medisch Centrum, Amsterdam  
Prof. dr. M.G.M. Olde-Rikkert, Radboud Universiteit Nijmegen  
dr. ir. J. van Hoof, Fontys Hogescholen, Eindhoven  
Prof. dr. ir. H.J. Hermens, Universiteit Twente  
Prof. dr. ir. T. de Vries, Universiteit Twente



## Contents

<b>Chapter 1.</b>	Introduction	9
<b>Chapter 2.</b>	Literature review: Dementia and technology. A study of technology interventions in healthcare for people with dementia and their caregivers.	29
<b>Chapter 3.</b>	Monitoring technology at home: An evaluation of preventive sensor technology for dementia care.	65
<b>Chapter 4.</b>	Monitoring technology residential care: How assistive technology can support dementia care: a study about the effects of the IST Vivago watch on patients' sleeping behavior and the care delivery process in a nursing home.	93
<b>Chapter 5.</b>	Social contact technology at home: A personal assistant to stay at home safe at reduced cost.	121
<b>Chapter 6.</b>	Social contact technology residential care: The use of a technology-based leisure activity to support social behavior of people with dementia.	151
<b>Chapter 7.</b>	Conclusions and discussion	179
<b>Chapter 8.</b>	Practical guidelines	205
	Samenvatting (Summary in Dutch)	215
	Dankwoord (Acknowledgements in Dutch)	227





# Chapter 1

## Introduction



Chapter 1

R1  
R2  
R3  
R4  
R5  
R6  
R7  
R8  
R9  
R10  
R11  
R12  
R13  
R14  
R15  
R16  
R17  
R18  
R19  
R20  
R21  
R22  
R23  
R24  
R25  
R26  
R27  
R28  
R29  
R30  
R31  
R32  
R33  
R34

## Introduction

Dementia is an umbrella term for different types of diseases whereby a person suffers from a serious loss of cognitive ability beyond what might be expected from the normal aging process. Dementia affects a person's memory, thinking, behaviour and ability to cope with everyday activities. Alzheimer's disease is the most common form of dementia, other types are frontotemporal dementia, vascular dementia and dementia with Lewy bodies. There are over 50 different types of dementia in total (1, 2).

This thesis is about the use of eHealth for people with dementia (no restriction of type). In this thesis we focus on the implementation of different eHealth applications, including their uptake in terms of usage and usability, and the impact of these applications on people with dementia and their caregivers (including relatives who are caregivers). We also focused on the changes in the healthcare delivery process which could occur through the use of eHealth technologies. eHealth might generate cost savings in caring for people with dementia by giving them the extra support they need to continue living in their own homes for a longer period of time instead of having to go into residential care. This dissertation provides a starting point for creating a business model for the use of eHealth applications in a home-based setting for people with dementia.

## Dementia worldwide

Worldwide, an estimated 35.6 million people had dementia in 2010; this is 0.5% of the world's total population. By 2050 an increase into 115.4 million is expected. We all have a 20% chance of getting dementia during our lifetime. For women this percentage is 30% because they have a tendency to grow older. The older people become, the greater their chances of getting dementia. The percentage of people over the age of 90 with dementia is 40% (1). People with dementia are more forgetful than usual for their age and have different symptoms than normal older people. People who go through the normal aging process are still able to carry out their daily

R1 activities, but for people with dementia this becomes more and more of a challenge  
R2 (3).

R3  
R4 In 2010, 58% of all people with dementia lived in low and middle-income countries.  
R5 This figure is expected to rise to 71% in 2050. In 2010 the total worldwide estimated  
R6 costs of dementia were 604 billion dollars. Informal care (unpaid care provided by  
R7 family members and others) and the direct cost of social care (care in the community  
R8 and residential homes) contributes a similar proportion of these overall costs (42%),  
R9 in contrast to direct medical care costs, which only account for 16% of the total cost.  
R10 Based solely on the growing number of people with dementia, by 2030 these costs  
R11 will have increased by 85% (1).

### R12 **Dementia in the Netherlands**

R13  
R14 According to the Dutch Alzheimer Society, there are currently 250,000 people with  
R15 dementia living in the Netherlands today. By 2050 this figure will most likely rise to  
R16 500,000 people because of the aging population. Even people under 65 years old  
R17 will start to have dementia: nowadays this number is around 12,000 (2). Conversely,  
R18 the International Society for Alzheimer Research states that the number of people  
R19 living with dementia in the Netherlands is currently 180,000 (4); a significantly  
R20 lower number than the Dutch Alzheimer Society. Yet, according to research findings  
R21 provided by general practitioners in the Netherlands, the number of people living  
R22 with dementia is more likely to be 81,000, while ERGO research from the Erasmus  
R23 Medical Centre in Rotterdam gives a much higher figure of 203,000 people (5). All in  
R24 all, these different figures show the lack of clarity and agreement about the actual  
R25 number of people with dementia in the Netherlands, which is mostly caused by  
R26 under diagnosis and estimation (6).

R27  
R28  
R29 The cost of caring for people with dementia in 2005 was 3.2 billion euro, which is  
R30 4.7% of the total cost of the Dutch healthcare system. Dementia ranks just under  
R31 having a mental disability as the most expensive disease in the Netherlands (7).

Overall, the number of professional caregivers should be 25% of the total number of people working in 2025 in order to take care of the elderly and patients in need of long-term care (8). This is not realistic in the Netherlands because of the expected decrease in the number of people working from 68% now to 56% in 2030 (9). Alongside the professional caregivers, a lot of care is provided by informal caregivers (usually family members). However, the majority of these informal caregivers experience having to take care of their relative as a burden. In total, 64% of caregivers from within the family experience taking care of their sick relative as a mild burden, with a further 18% experiencing it as a heavy burden, which is 82% in total (10).

### **Daily life for people with dementia and their caregivers**

This chronic disease has an enormous impact on society. People with dementia have several behavioural and mental problems according to Burns, Jacoby and Levy (1990) (11-14). These include delusions, hallucinations, major depression, mania, agitation/aggression, wandering and apathy. In addition to these mental problems, the symptoms of dementia can also cause problems for the patients themselves as well as their caregivers; especially symptoms such as memory loss and changes in mood or behaviour (4).

People with dementia also have their basic needs. Van der Roest et al. (2009) interviewed 236 people with dementia who still lived in the community and 322 informal caregivers about their needs using the Camberwell Assessment of Need for the Elderly (CANE). This is a semi-structured interview that investigates met and unmet care needs and care use in 24 areas; including social, medical, and psychological needs, and needs associated with the person's (living) environment (15). The unmet needs which are mentioned in this study by Van der Roest et al. (2009) fall within the categories of memory, information, company, psychological distress and daytime activities. The results could be used to improve community care by focusing on these needs (16).

R1 Caregivers think about the Instrumental Activities of Daily Living (IADL), Activities  
R2 of Daily Living (ADL) and safety issues in relation to their needs (17, 18). Other  
R3 studies related to the concerns of family caregivers specifically showed that their  
R4 main anxieties were in areas such as safety in the home, a lack of quality time for  
R5 themselves, the absence of meaningful activities for people with dementia, and  
R6 difficulties experienced with time orientation (19, 20). These differences between  
R7 the needs experienced by the caregivers themselves and those of the people with  
R8 dementia highlights the need to find a way to combine the needs of the caregiver  
R9 and the person with dementia to assist both of them in their daily life and work. It is  
R10 important to assist a person with dementia in their day-to-day life so that they can  
R11 live at home for as long as possible, but at the same time it is equally important to  
R12 reduce the burden on the caregiver as well in order to make it possible for the person  
R13 with dementia to live at home for as long as possible.

R14  
R15 Research into the field of needs of people with dementia that is directly related to  
R16 technology is rare. Wherton and Monk explored the problems of dementia in the  
R17 home and identified day-to-day activities in everyday life where technology could  
R18 be supportive. The main support was needed in the following areas: dressing, taking  
R19 medication, maintaining personal hygiene, preparing food and socializing (21).

R20  
R21 The support required for those living with dementia brings about specific challenges  
R22 to the older person and those who care for them (22). Currently, community care  
R23 (informal and formal care for people with dementia in their own homes) does not  
R24 satisfy the more specific needs of people suffering from dementia and their caregivers,  
R25 which can result in increased distress, a loss of skills amongst older people, and the  
R26 caregiver having a breakdown (23).

R27  
R28 Nowadays, older people, including those with dementia, prefer to stay in their own  
R29 homes for as long as possible (24). The literature on aging-in-place suggests that the  
R30 home environment is a locus of meaning for the older person. Not only is the home  
R31 environment a place where they can retain a sense of independence and well-being,  
R32 it is also more cost-effective if a person is living at home for a longer period of time  
R33 due to the high costs of a nursing home (24).

The reasons given by caregivers for institutionalizing people with dementia were most frequently incontinence, followed by withdrawal (acceptation of institution by the family caregiver). The main problem was the dependence of the dementia patient on the caregiver, with behavioural disorders taking second place in the list of problems which led to institutionalization. Home-based care for people with dementia should focus on preventing any loss of autonomy for the patient with dementia by focusing on the above-mentioned needs and should also give caregivers periods of relief to lessen the burden on their shoulders (25).

### **Change needed in dementia care: eHealth**

The World Alzheimer Report (2010) concludes that we need to invest in both research and cost-effective ways to care for people with dementia in the future in order to cope with the expected increase in the number of people with dementia and to manage the costs. Governments need to be sufficiently prepared for the future and should start to look for new possibilities to improve the lives of people with dementia and their caregivers (1).

Focusing on the Netherlands, the Dutch Alzheimer Society mentions the use of technology in their Dementia Care Standard 2012 (a document which describes good quality care for people with dementia). They mention the possibility of people living in their own homes for as long as possible with the help of technology (26).

There is widespread recognition that innovative approaches are required to meet the demands that will be placed upon formal and informal care systems in the future (27) and to promote the independence and well-being of an aging population. The emergence of eHealth is one such innovative approach. In this thesis we will talk about eHealth. eHealth itself covers a broad spectrum of technologies. Eysenbach defined eHealth in 2001 as follows: *“eHealth is an emerging field in the intersection of medical informatics, public health and business, referring to health services and information delivered or enhanced through the Internet and related technologies. In a broader sense, the term characterizes not only a technical development, but also*



*a state-of-mind, a way of thinking, an attitude, and a commitment for networked, global thinking, to improve health care locally, regionally, and worldwide by using information and communication technology”* (28). However, eHealth is much more than simply a tool; it is a holistic way to support healthcare via technology. The interdependencies between system, content, context, and stakeholders should therefore always be taken into account (29). Consequently, in the case of healthcare for people with dementia, an investigation will be carried out into how best to support the patients in their day-to-day environment, taking into account their needs and the way in which the healthcare delivery process (home-based care/residential care) has been structured.

### **Low impact and low sustainability for eHealth**

Generally, there is a lack of scientific evidence about the impact of eHealth in healthcare (30-32). But more importantly many eHealth technologies are not doing well in realizing sustainable innovations in healthcare practices (32, 33). Sustainability means the way in which the eHealth application is sustained or embedded into an organization’s day-to-day routine (34). This low sustainability for eHealth in general has a lot to do with poor implementation (33, 34).

Mair et al. (2007) described the key barriers that can prevent eHealth from being implemented successfully. These included: inadequate information management, inadequate inter-agency cooperation, intrusive technology/rigidity of system, cost, and a lack of testing systems (35). There is a narrow focus on the implementation of eHealth, with little attention paid to the impact of new eHealth technologies on the workload, inter-professional relationships and the communication between caregivers and patients (36). For the successful development and implementation of eHealth technologies it is important to know about the day-to-day lives and needs of the people involved: how do they live their lives on a day-to-day level and manage their health and well-being? At the same time, it is also important to look at the people around them such as relatives and professional caregivers and their capacity to work with technology. Nowadays not all of the people involved (stakeholders) make

a contribution towards the development and implementation of eHealth. Adequate management of the eHealth implementation process within the healthcare setting is often absent (30, 31, 37, 38).

There are very little conclusive data available about the impact of eHealth on people with dementia in particular, and the sustainability of eHealth technologies in healthcare practice is generally low.

Although evidence about the impact of eHealth technologies is still scarce, some evidence does exist. Research indicates that technology may provide a useful tool for supporting people with dementia within the home environment, thereby reducing the burden of care on the caregivers, while encouraging patient education and self management (39, 40). Research has also demonstrated that the use of technology within the home environment is more effective at supporting people with dementia and their caregivers by promoting independent living, earlier identification of problems, and improved self-monitoring (39, 41-45). Within a residential care setting too, eHealth can have a positive effect by providing support to the professional caregivers, boosting efficiency, ensuring a higher quality of life for the residents, reducing the number of incidents of falling down by residents and giving them more opportunities to move around freely (46-49).

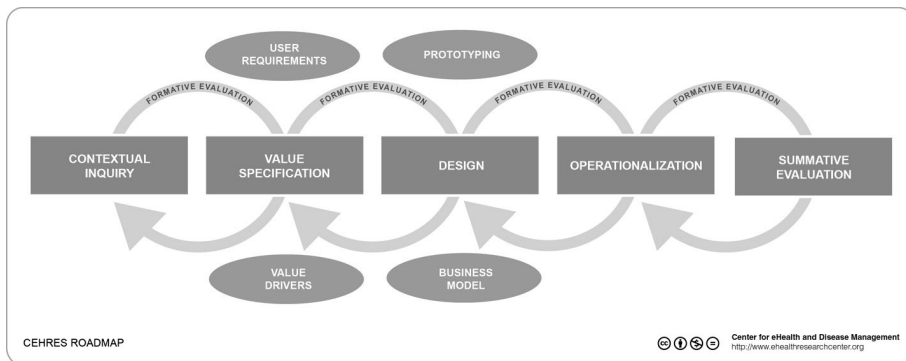
The market for technology in the area of caring for people with dementia is still undeveloped and the healthcare industry has just recently begun to apply technological developments to dementia care (50).

More research into the implementation, uptake, and impact of eHealth in dementia care is necessary.

R1  
R2  
R3  
R4  
R5  
R6  
R7  
R8  
R9  
R10  
R11  
R12  
R13  
R14  
R15  
R16  
R17  
R18  
R19  
R20  
R21  
R22  
R23  
R24  
R25  
R26  
R27  
R28  
R29  
R30  
R31  
R32  
R33  
R34

## Aim and scope of the thesis

Van Gemert et al. (2011) suggests a holistic view on the use of eHealth, which consists of a combined focus on the human characteristics and socio-economic, cultural and technology factors altogether (29). In the CeHRes roadmap a holistic approach for research into, and the development of, eHealth is described from the very first steps in the design process to the final stages of assessing the effect and uptake of eHealth. This holistic approach is needed to ensure that eHealth is actually used by the intended target group and that its outcome is effective. In this thesis we focus on the implementation, uptake related to actual usage and usability. eHealth impact should be measured to assess whether the intended and unintended objectives of the eHealth technology are realized.



**Figure 1** CeHRes Roadmap

In this research we focused on the operationalization aspect, specifically the execution of the implementation plan and the summative evaluation which can be divided into uptake and impact. The operationalization phase involves the launch of the eHealth technology in day-to-day practice and the execution of the implementation plan. In the summative evaluation we examine in greater detail the extent to which the implementation plan was realized successfully. The reason for focussing on the summative evaluation is the fact that the eHealth technologies, which were used in the different studies, were already developed and commercially available. The

main topics in this study's summative evaluation are related to the uptake: usage behaviour and usability of the eHealth technology used and its impact: healthcare delivery, patient well-being, the well-being of family caregivers, and cost-savings.

With this thesis we want to present the implications for the development and implementation of eHealth applications for people with dementia in home-based and residential care, focusing on monitoring and social contact technology. These implications are meant for eHealth implementers.

## Outline of the thesis

This dissertation presents an overview of the research which has already been carried out in the combined field of dementia and technology. A literature review has been conducted into the use of technology in residential care and in people's own homes. In this review three types of technology were mentioned; namely, technology to help patients and their caregivers to cope with the symptoms of dementia, monitoring technology, and technology to support social contact (41).

Another differentiation in technology is the three generations of technology for supporting older people. The first generation is the community alarm system which provides the elderly person with the option to contact a call centre or caregiver whenever they are in need of assistance; the second generation uses sensors to detect potential emergency situations such as a fall or environmental hazard and summon help without action on the part of the user. The third and last generation, also known as ambient assisted living, involves the application of devices that can be integrated within everyday living contexts to provide a wide range of services, help and support to senior citizens, who may require assistance in order to continue living independently (for example, sensors such as ADLife) (51).

In this thesis we made a combination of these differentiations with signalling (generates an alarm when a dangerous situation occurs), monitoring (registers behaviour patterns of people) and social contact (related to social behaviour) technology. The lack of use in healthcare practice and the absence of scientific

R1 research was greater in the field of monitoring and social contact technology than  
R2 with signalling technology. The use of signalling technology, like sensor technologies  
R3 that send out alarm signals, was used more than the other two technologies and  
R4 so more research has already been done in this field. In this thesis the focus is on  
R5 the technologies used for monitoring and stimulating social contact, also because of  
R6 the positive impact and outcomes for these two categories of technologies on the  
R7 patients' quality of life and behaviour.  
R8

R9 Secondly, we carried out a summative evaluation for four technology projects in  
R10 dementia care ranging from commercially available products to research into the  
R11 impact of the use of eHealth for people with dementia. These studies are used to  
R12 provide insights into whether the eHealth technologies are sustainable. The overall  
R13 purpose is to provide insights into the use of eHealth for people with dementia,  
R14 acquire a better understanding of the uptake and impact, but most importantly,  
R15 highlight the implications and practical guidelines. These guidelines are intended  
R16 to help with developing and implementing sustainable eHealth technology in both  
R17 home-based and residential care for people with dementia.  
R18

R19 Two of these projects were carried out in a residential care home using monitoring  
R20 and social contact technology. Two of the projects were carried out within the  
R21 patients' own homes; also one project with monitoring technology and one with  
R22 social contact technology. For the operationalization phase we focused on the  
R23 execution of the implementation plan and during the summative evaluation the  
R24 focus was on the uptake and impact of these technologies. Because a person with  
R25 dementia lives for most of the time in their own home and later in residential care,  
R26 both of these settings are important for the person with dementia. Therefore, in  
R27 this thesis we examine both of these environments. We organized the chapters in  
R28 this thesis according to the type of technology used. Therefore, the first chapters  
R29 will focus on eHealth technologies used to monitor patients with dementia while  
R30 the subsequent chapters will be about eHealth technology used to enhance social  
R31 contact.  
R32  
R33  
R34

The overall research questions are:

1. What kind of eHealth applications are used for people with dementia?  
(*Literature review*)

*Operationalization: implementation (empirical studies)*

2. Which activities have been undertaken in order to implement eHealth in dementia care?

*Summative evaluation: uptake: usage and usability (empirical studies)*

3. What level of uptake has eHealth had in caring for people with dementia in relation to usage and usability?

*Summative evaluation: impact: well-being, healthcare delivery and cost savings (empirical studies)*

4. What impact has eHealth had on the well-being of both the person with dementia and the caregiver, overall healthcare delivery, and cost savings?

*Implications (empirical studies)*

5. Which implications can be described for the development and implementation of eHealth technology in home-based and residential care?

The terms used in these research questions can be operationalized in the following ways. The research questions for usage in this research are related to actual usage, while for usability they are about the user-friendliness of the technology. For the research questions about impact, the healthcare delivery is related to healthcare interventions (for example, a change in medication) and support for the caregiver (for example, having contact with the patient through video instead of personal house visits). Well-being is related to something that is ultimately good for a person (52). The cost savings in this study are related to someone living at home who receives home-based care assisted by eHealth technology instead of having to go into residential care.

R1 To address these questions we used a mixed-method design.

R2 For the first research question we used a literature review.

R3 For the second research question related to the implementation phase we applied  
R4 a qualitative design and interviews and focus group sessions were carried out with  
R5 members of the family and professional caregivers.

R6 For the third research question, which relates to the uptake of the eHealth application,  
R7 we used qualitative data (such as interviews with the family and professional  
R8 caregivers and observations from people with dementia) and quantitative data (such  
R9 as log files and monitoring data).

R10 For the fourth research question we collected qualitative data such as interviews  
R11 and focus group sessions with family members and professional caregivers again.  
R12 Quantitative data were collected as well, such as observations from people with  
R13 dementia with bootstrapping techniques, monitoring data and cost data.

R14 In all of our four (4) studies with different technologies, research questions are  
R15 answered and the results from these four (4) studies are combined in the conclusion  
R16 and discussion section of this thesis. From the results of these four empirical studies  
R17 we give practical guidelines for the further development and implementation of  
R18 eHealth in caring for people with dementia.

R19  
R20 **Introduction**

R21 *Chapter 2: Literature review*

R22 *Dementia and technology. A study of technology interventions in healthcare for*  
R23 *people with dementia and their caregivers.*

R24 Chapter 2 consists of a literature review carried out in 2009 into how different  
R25 kinds of technology can support healthcare for people with dementia. This provides  
R26 an answer to the research question about eHealth applications that have already  
R27 been used. The literature review included 18 international and 8 national studies.  
R28 Three categories of technology can be distinguished: (1) help with the symptoms  
R29 of dementia (signalling technology), (2) social contact and company for the patient,  
R30 and (3) health monitoring and safety. The results of these studies were described  
R31 using the following categories: behavioural effects, quality of life, job satisfaction,  
R32 user satisfaction, operational technology, costs and cost savings.

## Empirical studies

### *Chapter 3: Monitoring technology in the home*

#### *An evaluation of preventive sensor technology for dementia care.*

Chapter 3 explores the use of the ADLife preventive sensor technology system. The ADLife preventive technology system is a commercially-available monitoring technology, designed as an early warning system for older people with dementia living at home to detect problems before they require emergency help. The ADLife comprises a gateway with an alarm button and different sensors, which register the pattern of a person's behaviour within their own home. The professional caregiver from the nursing home taking part contacts the person with dementia or the contact person within the family if changes in activity occur which might indicate a dangerous situation. The research questions were related to the implementation and uptake of the ADLife system; usage, usability, and impact of the ADLife system; care interventions, well-being and cost savings. A mixed-method approach was used, involving interviews with professional and family caregivers, researcher observations during project group meetings, analysis of nurses' diaries, and a cost analysis.

### *Chapter 4: Monitoring technology residential care*

#### *How assistive technology can support dementia care: a study about the effects of the IST Vivago watch on clients' sleeping behaviour and the care delivery process in a nursing home.*

Chapter 4 presents the use of the IST Vivago Watch in a residential care home for older people. This watch can measure the sleep and wake patterns of an individual by measuring their movement, skin temperature and skin conductivity. The watch was used for people with dementia who exhibited a disturbed sleep/wake rhythm. The main purpose of this study was to gain insights into the uptake and impact of the watch on the sleep/wake rhythm and on the healthcare delivery process of patients with dementia. The research questions focus on the implementation, uptake, its usage, and usability. The impact was measured by the interventions that have been carried out based on using the watch and the effects of these interventions on the sleeping patterns of the patients. These questions were answered using a mixed-method design: monitoring data about the sleep/wake rhythm, keeping a diary



R1 about usage and care interventions related to the monitoring data, observations,  
R2 and in-depth interviews with caregivers about the implementation and usage of the  
R3 watch.  
R4

R5 *Chapter 5: Social contact technology at home*

R6 *A personal assistant for dementia to stay at home safe at reduced cost*

R7 Chapter 5 describes the use of a touch screen, PAL4, for people with dementia. PAL4  
R8 (personal assistant for life) is a touch screen which shows people with dementia an  
R9 agenda for their day, a diary, a life album and a so-called PAL4 button. In this PAL4  
R10 button more information can be found such as memory games to play, information  
R11 about their disease, information about the neighbourhood in which they currently  
R12 live. PAL4 is used as a supportive and social contact technology. One of the features  
R13 of PAL4 is also making video contact with the family caregiver or the professional  
R14 caregiver. The research questions were related to the implementation and uptake  
R15 of the PAL4 system; its usage, usability and impact, healthcare delivery, well-being  
R16 and cost savings. A mixed-method design was used using log files, interviews with  
R17 caregivers from within the family, a focus group made up of professional caregivers,  
R18 observations from the project group meetings, and a cost analysis.  
R19

R20 *Chapter 6: Social contact technology residential care*

R21 *The use of a technology-based leisure activity to support the social behaviour of*  
R22 *people with dementia*

R23 Chapter 6 explains the use of the technology-supported, social leisure activity  
R24 known as the Chitchatters. The Chitchatters intend to stimulate social interaction  
R25 and behaviour among people with dementia. The activity includes four interactive  
R26 objects: a television, radio, telephone and treasure chest, each of which triggers  
R27 memories in its own specific way. In this study the focus is on the impact of the  
R28 Chitchatters on the social behaviour of people with dementia and its supportive role  
R29 in the work of activity therapists. In addition, this study focuses on the uptake related  
R30 to the key factors for usability of the Chitchatters in residential care and for day-care  
R31 purposes. A mixed-method research design was applied, with observations using the  
R32 Oshkosh Social Behaviour Coding scale, whereby the statistical method known as  
R33  
R34

bootstrapping was used because of the small sample size (n=10 participants, multiple rounds of observations), as well as interviews with the activity therapists.

**Conclusions and practical guidelines**

*Chapter 7: Conclusions and discussion*

In chapter 7, a reflection on the major findings and conclusions of the studies reported in this thesis are discussed. The implications for the use of eHealth technologies in dementia care and future research are described.

*Chapter 8: Practical guidelines*

In this chapter we present practical guidelines for eHealth implementers. These guidelines are related to the development and implementation of eHealth technologies.



R1  
R2  
R3  
R4  
R5  
R6  
R7  
R8  
R9  
R10  
R11  
R12  
R13  
R14  
R15  
R16  
R17  
R18  
R19  
R20  
R21  
R22  
R23  
R24  
R25  
R26  
R27  
R28  
R29  
R30  
R31  
R32  
R33  
R34

## References

1. Wimo A, Prince M. World Alzheimer Report. London: Alzheimer's Disease International, 2010.
2. Alzheimer Nederland. Informatie Dementie. Bunnik: Alzheimer Nederland; 2012 [cited 2012 January 9]; Available from: <http://www.alzheimer-nederland.nl/informatie/wat-is-dementie/dementie.aspx>.
3. American Medical Association. Differentiating Normal Aging and Dementia. American Medical Association; n.d. [cited 2012 August 16]; Available from: [http://www.ama-assn.org/resources/doc/public-health/aging\\_vs\\_dementia.pdf](http://www.ama-assn.org/resources/doc/public-health/aging_vs_dementia.pdf).
4. Alzheimer's disease international. About Alzheimer's Early symptoms. 2008 [cited 2010 June 13]; Available from: <http://www.alz.co.uk/alzheimers/symptoms.html>.
5. van der Meulen A, Keij-Deerenberg I. Sterfte aan dementie. Den Haag: Centraal Bureau voor de Statistiek; n.d. [cited 2012 August 16]; Available from: <http://www.cbs.nl/NR/rdonlyres/57D8293E-8EA9-4B53-B8C1-04DDED1C00/0/2003k2b15p024art.pdf>.
6. de Lange J, Poos MJJC, Schoemaker C. Hoe vaak komt dementie voor en hoeveel mensen sterven eraan? Bilthoven: Rijksinstituut voor Volksgezondheid en Milieu; 2010 [cited 2012 August 16]; Available from: <http://www.nationaalkompas.nl/gezondheid-en-ziekte/ziekten-en-aandoeningen/psychische-stoornissen/dementie/omvang/>.
7. Rijksinstituut voor Volksgezondheid en Milieu. Kosten van ziekten. Bilthoven 2005 [updated 26 June, 2008; cited 9 January 2012]; Available from: <http://www.kostenvanziekten.nl/kvz2005/kosten-naar-diagnose/psychische-stoornissen/>.
8. Centraal Bureau voor de Statistiek. Gezondheid en zorg in cijfers 2009. Den Haag: Centraal Bureau voor de Statistiek; 2009 [updated December 4, 2009; cited 2012 October 1]; Available from: <http://www.cbs.nl/nl-NL/menu/themas/gezondheid-welzijn/publicaties/publicaties/archief/2009/2009-c156-pub.htm>.
9. Centraal Bureau voor de Statistiek. Afname potentiële beroepsbevolking begint. Den Haag: CBS; 2007 [cited 2012 July 24]; Available from: <http://www.cbs.nl/NR/rdonlyres/4CB9E5E3-357E-4A95-8221-F2F31F4CB12D/0/pb07n008.pdf>.
10. Francke A. Mantelzorg voor dementiepatiënten onverminderd zwaar. Utrecht: Nivel; 2009 [cited 2012 9 January]; Available from: <http://www.nivel.nl/oc2/page.asp?PageID=12895>.
11. Burns A, Jacoby R, Levy R. Psychiatric phenomena in Alzheimer's disease, I: Disorders of thought content. *The British Journal of Psychiatry*. 1990;157(1):72-6.
12. Burns A, Jacoby R, Levy R. Psychiatric phenomena in Alzheimer's disease, II: Disorders of perception. *The British Journal of Psychiatry*. 1990;157(1):76-81.
13. Burns A, Jacoby R, Levy R. Psychiatric phenomena in Alzheimer's disease, III: Disorders of mood. *The British Journal of Psychiatry*. 1990;157(1):81-6.
14. Burns A, Jacoby R, Levy R. Psychiatric phenomena in Alzheimer's disease, IV: Disorders of behavior. *The British Journal of Psychiatry*. 1990;157(1):86-94.
15. Reynolds T, Thornicroft G, Abas M, Woods B, Hoe J, Leese M, Orrell M. Camberwell Assessment of Need for the Elderly (CANE): development, validity and reliability. *British Journal of Psychiatry*. 2000;176(5):444-52.
16. van der Roest HG, Meiland FJ, Comijs HC, Derksen E, Jansen AP, van Hout HP, Jonker C, Dröes RM. What do community-dwelling people with dementia need? A survey of those who are known to care and welfare services. *International Psychogeriatrics*. 2009;21(21):949-65.
17. Kirsi T, Hervonen A, Jylha M. Always One Step Behind: Husbands' Narratives about Taking Care of their Demented Wives. *Health (London)*. 2004;8(2):159-81.

18. Pollitt PA, Andersont I, D.W. OC. For better or for worse: The experience of caring for an elderly dementing spouse. *Ageing and Society*. 1991;11(4):443-69.
19. Bank AL, Arguelles S, Rubert M, Eisdorfer C, Czaja SJ. The value of telephone support groups among ethnically diverse caregivers of persons with dementia. *The Gerontologist*. 2006;46(1):134-8.
20. Nolan M, Ingram P, Watson R. Working with family carers of people with dementia. *Dementia*. 2002;1(1):75-93.
21. Wherton J, Monk A. Technological opportunities for supporting people with dementia who are living at home. *Journal of Human Computer Studies*. 2008;66(8):571-86.
22. Brown J, Hillan J. *Dementia*. Edinburgh: Churchill Livingstone; 2004.
23. Bamford C, Bruce E. Defining the outcomes of community care: the perspectives of older people with dementia and their carers. *Ageing and Society*. 2000;20(5):543-70.
24. Tinker A. Housing for elderly people. *Reviews in Clinical Gerontology*. 1997;7(2):171-6.
25. Thomas P, Ingrand P, Lalloue F, Hazif-Thomas C, Billon R, Viéban F, Clément JP. Reasons of informal caregivers for institutionalising dementia patients previously living at home: the Pixel study. *International Journal of Geriatric Psychiatry*. 2004;19(2):127-35.
26. Alzheimer Nederland, Vilans. Zorgstandaard dementie. Bunnik: Alzheimer Nederland; 2012 [cited 2012 July 24]; Available from: <http://www.alzheimer-nederland.nl/media/11405/Zorgstandaard%20Dementie%20PDF.pdf>.
27. Bharucha AJ, Anand V, Forlizzi J, Dew MA, Reynolds CF, Stevens S, Wactlar H. Intelligent Assistive Technology Applications to Dementia Care: Current Capabilities, Limitations and Future Challenges. *American Journal of Geriatric Psychiatry*. 2009;17(2):88-104.
28. Eysenbach G. What is eHealth? *Journal of Medical Internet Research*. 2001;3(2):e20.
29. Van Gemert-Pijnen JEW, Nijland N, Ossebaard HC, van Limburg AH, Kelders SM, Eysenbach G, Seydel ER. A holistic framework to improve the uptake and impact of eHealth technologies. *Journal of Medical Internet Research*. 2011;13(4):e111.
30. WHO. *Medical devices: managing the mismatch*. Geneva, Switzerland: World Health Organization, 2010.
31. Black AD, Car J, Pagliari C, Anandan C, Cresswell K, Bokun T, McKinstry B, Procter R, Majeed A, Sheikh A. The impact of eHealth on the quality and safety of health care: a systematic overview. *PLoS Medicine*. 2011;8(1):1-16.
32. Atienza AA, Hesse BW, Gustafson DH, Croyle RT. E-health research and patient-centered care examining theory, methods, and application. *American Journal of Preventive Medicine*. 2010;38(1):85-8.
33. Nijland N. *Grounding eHealth. Towards a holistic framework for sustainable eHealth technologies [Dissertation]*. Enschede: University of Twente; 2011.
34. Greenhalgh T, Robert G, Bate P, Kyriakidou O, Macfarlane F, Peacock R. *How to Spread Good Ideas. A systematic review of the literature on diffusion, dissemination and sustainability of innovations in health service delivery and organisation*. London: National Health Service, 2004.
35. Mair FS, May C, Finch T, Murray E, Anderson G, Sullivan F, O'Donnell C, Wallace P, Epstein O. Understanding the implementation and integration of e-health services. *Journal of Telemedicine and Telecare*. 2007;13 (1):36-7.
36. Mair FS, May C, Murray E, Finch T, Anderson G, O'Donnell C, Wallace P, Sullivan F. *Understanding the implementation and integration of e-Health Services*. London: National Health Service and Delivery R & D Organisation, 2009.
37. Resnicow K, Strecher V, Couper M, Chua H, Little R, Nair V, Polk TA, Atienza AA. Methodologic and design issues in patient centered eHealth research. *American Journal of Preventive Medicine*. 2010;38(1):98-102.
38. Cain M, Mittman R. *Diffusion of Innovation in Health Care*. Oakland: California HealthCare Foundation, 2002.

- R1 39. Cahill S, Begley E, Faulkner JP, Hagen I. "It gives me a sense of independence"-  
R2 Findings from Ireland on the use and usefulness of assistive technology for people  
R3 with dementia. *Technology and Disability*. 2007;18(2-3):133-42.
- R4 40. Carswell W. A review of the role of assistive technology for people with dementia in  
R5 the hours of darkness. *Technology Health Care*. 2009;17(4):281-304.
- R6 41. Lauriks S, Reinersmann A, van der Roest HG, Meiland FJ, Davies RJ, Moelaert F,  
R7 Mulvenna MD, Nugent CD, Dröes RM. Review of ICT based services for identified  
R8 unmet needs in people with dementia. *Aging Research Reviews*. 2007;6(3):223-46.
- R9 42. Topo P. Technology studies to meet the needs of people with dementia and their  
R10 caregivers. A literature review. *Journal of Applied Gerontology*. 2009;28(1):5-37.
- R11 43. Duff P, Dolphin C. Cost-benefit analysis of assistive technology to support independence  
R12 for people with dementia - Part 2: Results from employing the ENABLE cost- benefit  
R13 model in practice. *Technology and Disability*. 2007;19(2):79-90.
- R14 44. Cahill S, Macijauskiene J, Nygård AM, Faulkner JP, Hagen I. Technology in dementia  
R15 care. *Technology and Disability*. 2007;19(2-3):55-60.
- R16 45. Nijhof N, van Gemert-Pijnen JEWC, Dohmen D, Seydel ER. Dementie en technologie.  
R17 Een studie naar toepassingen van techniek in de zorg voor mensen met dementie en  
R18 hun mantelzorgers. *Tijdschrift voor Gerontologie en Geriatrie*. 2009;40(3):113-32.
- R19 46. Nouws H, Sanders L, Heuvelink J. Domotica voor dementerenden. De eerste ervaringen  
R20 in het Leo Polakhuis te Amsterdam en het Molenkwartier te Maassluis. Amersfoort,  
R21 2006.
- R22 47. Lauriks S, Osté JP, Hertogh CPM, Dröes RM. Effectenonderzoek naar de toepassing van  
R23 domotica in kleinschalige groepswoningen voor mensen met dementie. Amsterdam:  
R24 GGD, 2008.
- R25 48. Vilans. Kerkrade: Groepswoningen/ verpleeghuis Lückersheide. Utrecht: Vilans; 2008  
R26 [cited 2012 July 24]; Available from: [www.domoticawonenzorg.nl](http://www.domoticawonenzorg.nl).
- R27 49. Engstrom M, Ljunggren B, Lindqvist R, Carlsson M. Staff perceptions of job satisfaction  
R28 and life situation before and 6 and 12 months after increased information technology  
R29 support in dementia care. *Journal of Telemedicine and Telecare*. 2005;11(6):304-9.
- R30 50. Sixsmith A. New technologies to support independent living and quality of life for  
R31 people with dementia. *Alzheimer's Care Quarterly* 2006;7(3):194-202.
- R32 51. Sixsmith A, Sixsmith J. Ageing in place in the United Kingdom. *Ageing International*.  
R33 2008;32(3):219-35.
- R34 52. Crisp R. Well being. Stanford: MetaPhysics Research Lab, Stanford University; 2008  
[cited 2012 August 30]; Available from: <http://plato.stanford.edu/entries/well-being/>.

# Chapter 2

## Literature review

### **Dementia and technology. A study of technology interventions in healthcare for people with dementia and their caregivers**

Based on: Nijhof N, van Gemert-Pijnen JEW, Dohmen D, Seydel ER. Dementie en technologie. Een studie naar toepassingen van techniek in de zorg voor mensen met dementie en hun mantelzorgers. Tijdschrift voor Gerontologie en Geriatrie. 2009;40 (3):113-32. doi: 10.1007/BF03079573



**Abstract**

*Objective:* To explore the possibilities of using technological interventions in dementia care in order to make sound decisions about the added value of using technological applications in healthcare in the future.

*Methodology:* An inventory was made of all the international and national studies that focus on the implementation and evaluation of technological interventions to help patients with dementia and their caregivers. Three categories of technology were examined in this inventory, namely technology that helps patients and their caregivers to cope with the symptoms of dementia, technology that supports the patients' need for social contact and companionship, and technology that is used to monitor and safeguard the health and safety of patients with dementia.

*Results:* Eighteen international and eight national studies were included. The first results of using technological interventions to care for patients with dementia look promising. Significant improvements have been seen with regard to the patients' quality of life and the effect that the technology has had on the patients' behaviour (such as fewer reported incidents of falling down). The informal caregivers and people with dementia are satisfied with the usability of the technology. However, the cost of procuring and applying the technology is often too high. So far, no in-depth research has been carried out into the level of satisfaction among professional caregivers with regard to the use of technology.

*Conclusion:* Although technology can improve a patient's ability to cope independently with some of the effects of dementia, the impact of technology on the daily lives of dementia patients, informal caregivers and professional caregivers has not been studied extensively. Further research will focus on the effect of technology on people suffering from dementia and their caregivers in terms of improvements to their quality of life, an enhanced sense of personal safety and greater degree of job satisfaction, respectively.

## Dementia and technology

In recent years there have been significant advancements in the use of technology to support healthcare for patients with dementia. The focus has been on technological interventions geared towards reducing the need for care by increasing the ability of the patient with dementia to cope on their own, thereby supporting the caregiver.

This technology can be divided in three different groups: technology that is used by the patients with dementia, technology that is used by the caregivers, and technology that works automatically (1, 2). The technology that works automatically, without any external intervention, is also called “ambient intelligence”. Loosely translated, ambient intelligence is a form of invisible, intelligent technology that goes unnoticed by the patients in their home. Intelligent technology uses software that interprets situations by using incoming signals from sensors (3). For example, a sensor on the fridge door that registers whether the fridge has remained closed for too long, thereby implying that the patient may not have eaten for some time. At that moment, the sensor transmits an alarm to a caregiver.

To date, no literary overview has been compiled in the Netherlands about the different technology applications that are being used to help people with dementia, and the effect that these applications are having on them, their informal caregivers and their professional caregivers. This article strives to provide such an overview with a view to advocating the deployment of technology to assist people with dementia.

A literature review involving a quick scan was the method selected to conduct research for this article. This was because, to date, very little empirical research has been carried out into the use of technology to help people with dementia. Consequently, a systematic review is not yet feasible in the Netherlands. There are currently too few completed projects that have gone through the necessary evaluation and publication procedure. By a ‘quick scan’, we mean a global scan of all the available (empirical) literature. This literature review aims to give some preliminary insights into the type of projects that are currently being carried out in the Netherlands for people

R1  
R2  
R3  
R4  
R5  
R6  
R7  
R8  
R9  
R10  
R11  
R12  
R13  
R14  
R15  
R16  
R17  
R18  
R19  
R20  
R21  
R22  
R23  
R24  
R25  
R26  
R27  
R28  
R29  
R30  
R31  
R32  
R33  
R34



R1 with dementia, and to provide a snapshot of the effect that technology is having on  
R2 patients' self-reliance and how healthcare is organized for people with dementia.  
R3 The following questions are central to this: "What technologies are around at the  
R4 moment?" "What do these technologies do?" "Which technologies are applied  
R5 widely in the Netherlands?" "What effects have already been found in people  
R6 with dementia and informal caregivers?" The Dutch situation is compared with the  
R7 international situation, where already a lot more experience has been acquired  
R8 about these types of technology.  
R9

R10 One of the few previous review studies is carried out by Lauriks et al. (2007), which  
R11 focused on the use of Information and Communication Technology (ICT) for people  
R12 with dementia (4). However, the authors did not focus specifically on the Dutch  
R13 situation and it was only recently (after the study by Lauriks et al. had already ended)  
R14 that some other studies were also published in the Netherlands. The review by  
R15 Lauriks et al. focuses on the technology needs of people with dementia and their  
R16 family caregivers, which originated from an earlier needs assessment carried out  
R17 among patients with dementia and their volunteer caregivers, including:

- R18 - The need for general and personal information
- R19 - The need for help with the symptoms of dementia
- R20 - The need for social contact and companionship
- R21 - The need for monitoring health and safety.

R22 The main findings were that while websites do indeed provide useful information for  
R23 caregivers, they offer very little information to the patients who are actually suffering  
R24 from dementia and the websites that were investigated provided very little personal  
R25 information (such as noting down one's own doctor's appointments).  
R26

R27 The study by Lauriks et al. (2007) cited above shows that ICT tools help to reduce  
R28 the limitations of people with dementia (such as memory loss and the difficulties  
R29 they encounter when trying to carry out day-to-day tasks), enhance the patients'  
R30 confidence and have a generally positive impact on the lives of patients with dementia  
R31 and their caregivers. This has been demonstrated in patients with mild to moderately  
R32 severe dementia who are able to handle simple electronic tools. One example of this  
R33  
R34

is a handheld computer that registers when a patient needs to take their medication and emits a signal at the designated time.

Information and communication technology (ICT) tools that are used to promote social contact and companionship such as the video phone, simple mobile phones, and robotic toys that can play games, for example, reveal more about the activities and forms of communication carried out by patients with dementia. These tools for social contact and companionship seem easy to use. People with dementia also appear to like using them. GPS technology and monitoring systems appear to provide an increasing sense of safety and reduce feelings of fear and anxiety.

The results of the studies described in Lauriks' review are promising. Nevertheless, the review also clearly indicates that more studies are needed in a 'real life' situation (4). In this literature review we will delve deeper into three of the technology requirements listed above, namely:

- The need for help with the symptoms of dementia
- The need for social contact and companionship
- The need to monitor health and safety.

The first category listed by Lauriks et al. (4), "The need to make general and personal information available through a website" is not considered here.

## Method

Publications were collected for this literature review between May and August 2008. All of the publications focused on empirical research into technological interventions for people with dementia or their informal/professional caregivers. No restrictions were put in place in terms of the quality of the studies; this was partly because research into technology for people living with dementia is still very limited. In this literature review the emphasis is on the behavioural effects of the technology interventions, and research in this area is still rare. Articles that focused on problems other than dementia were excluded from the review, as were articles that described

R1 how the technology functioned in practice and where no evaluation was performed.  
R2 Scientific publications and reports from 1998 to 2008 were included in this literature  
R3 review.  
R4

R5 The following electronic databases were consulted: Science Direct, Google Scholar,  
R6 PiCarta and the website of a Centre of Expertise (Vilans) in the Netherlands that  
R7 specialises in providing care in this area. The keyword combinations that are used,  
R8 both in Dutch and in English, are ‘dementia’ in combination with ‘technology’, ‘IT’,  
R9 ‘telecare’, ‘telemedicine’, ‘telehealth’ and ‘telemonitoring’. The articles were then  
R10 examined based on the following indicators: effects on behaviour, quality of life, job  
R11 satisfaction, user satisfaction, how the technology functioned in practice, and the  
R12 cost and savings that were made.  
R13

## R14 **Results**

R15 A total of forty (40) studies were identified, out of which twenty-six (26) remained  
R16 after all the abstracts had been read. In the end, eighteen (18) international and  
R17 eight (8) national studies that complied with the criteria, see tables 1 and 2, were  
R18 included. With regard to the international studies, a worldwide search was carried  
R19 out for projects that focused on one of the three categories of technology. In the  
R20 case of the national studies, a systematic search was carried out for any projects that  
R21 focused on evaluating health and safety for dementia patients, because these have  
R22 been researched in more detail in the Netherlands. The information in the tables has  
R23 been divided into four categories, namely: “reference, country, year and length of the  
R24 intervention”, “study setting and technology requirements”, “study set-up, inclusion  
R25 criteria and methods” and finally “results”. Furthermore, the results are grouped  
R26 into the effects on behaviour, quality of life, job satisfaction, user satisfaction, how  
R27 the technology functions in practice, cost and cost savings.  
R28  
R29  
R30  
R31  
R32  
R33  
R34

## Results of international studies

**Table 1** International inventory of technological interventions for caregivers of people with dementia

1. With regard to the technological requirements.
  - A: Requirements for help relating to the symptoms of dementia;
  - B: Requirements for social contact and company for the person with dementia;
  - C: Need to monitor the health and safety of the patient with dementia (by requirements we mean the needs of patients with dementia themselves or their caregivers as listed in the study by Lauriks et al. 2007).
2. With regard to the results:
  - D. Patients with dementia;
  - Z. Professional caregivers;
  - M. Informal caregivers (e.g. family members).

Table 1

Reference in the literature, country, year and length of the intervention	Study setting and technology requirements	Study set-up, inclusion criteria and methods	Results
Woolham (5) - Great Britain - 2006 - 21 months	Situation in the patient's home. C: bed sensor, bed light, fall detector, pressure mat, flood detector, calendar clock, gas detector (an average of 2 to 3 separate sensors are used in each household) in which an alarm is sent to a local centralized alarm system which can contact a caregiver if the situation requires it.	<ul style="list-style-type: none"> <li>- N= 406 patients with dementia, quasi experimental study.</li> <li>- Intervention group = 233 patients with dementia, who have access to the technology.</li> <li>- Control group = 173 patients with dementia, who do not have access to the technology.</li> <li>- Matching the control group and intervention group in terms of gender, age and MMSE.</li> <li>- Questionnaires circulated among informal caregivers about their feelings about patient safety and the use of the technology.</li> <li>- Cost analysis into any savings made.</li> </ul>	<i>Quality of life (M)</i> 87% of the informal caregivers are less worried about the safety of their patient. Almost half of the informal caregivers who use the technology have greater confidence about safety in the home. <i>Expenditure and savings</i> Compared to the control group, £1,504,773 was saved during the entire course of the project, with specific attention being paid to the cost savings gained by postponing admittance of the patient, to a nursing home or hospital. Compared to the intervention group, four times as many people were admitted to a nursing home, hospice or hospital.
Adlam, Faulkner, Orpwood, Jones, Maciauskienė, Buraitienė (6) - Great Britain, Ireland and Lithuania - 2004 - Initiated in 2001, although it is unclear how long the project lasted	Situation in the patient's home. C: 'cooking monitor' can switch off the gas in dangerous situations and warn the caregiver through an SMS message. 'Night lamp': if the patient gets out of bed, then the light is switched on automatically.	<ul style="list-style-type: none"> <li>- N=8 patients with dementia, post-test design.</li> <li>- Patients with dementia included through the local service organization. Patients had to have an MMSE score of 12-15 and someone who looked after them.</li> <li>- Observation of the technical installation in people's homes by the researcher, who remained for one more hour after the technicians had left.</li> </ul>	<i>User satisfaction (D)</i> Patients with dementia accept the technology more readily in their own home if the technicians tell them that it is in the interest of scientific research rather than an aid to help them with their problems. The latter is often felt to be stigmatizing.

<p>Kinney, Kart, Murdoch, Ziemba (7)</p> <ul style="list-style-type: none"> <li>- United States of America</li> <li>- 2003</li> <li>- 6 months</li> </ul>	<p>Situation in the patient's home.</p> <p>C: camera in the kitchen, noise detector beside the telephone, sensors on the doors and windows, water detector beside the bath and toilet, which can send out an alarm signal to the informal caregiver through an SMS message, email or pager.</p>	<ul style="list-style-type: none"> <li>- N= 8 informal caregivers, pre-test/post-test design.</li> <li>- This study was carried out in three phases.               <ul style="list-style-type: none"> <li>Phase 1: expectations of the technology, phase 2: developing and installing the technology, phase 3: evaluation of the technology.</li> <li>Phase 2: Focus groups for all phases.</li> </ul> </li> </ul>	<p><i>User satisfaction (M)</i></p> <p>Informal caregivers are satisfied with the appliances and commented that it is important to be mindful of the patient's need for privacy.</p> <p>Informal caregivers argued against the idea that a computer with an internet connection is necessary, because this is not automatically available to everyone, and they are worried about the possibility of having to adapt technology to the patients' needs.</p> <p><i>Costs and savings</i></p> <p>Informal caregivers indicated that the technology must be cheaper than the cost of having the patient admitted to a nursing home.</p>
<p>Vilans (8)</p> <ul style="list-style-type: none"> <li>- United States of America</li> <li>- 2006</li> <li>- 12 months</li> </ul>	<p>Situation in the patient's home.</p> <p>C: movement detectors around the bed, bed mat and a bed sensor with an SMS-based link to the informal caregiver. An attempt was made in this study to regulate the sleeping pattern, and improve the safety of the partner/informal caregiver by monitoring the sleeping pattern of the patient with dementia using the above-mentioned sensors.</p>	<ul style="list-style-type: none"> <li>- N= 56 informal caregivers (including parents of children with autism, who took part in this project).</li> <li>- Method unknown.</li> </ul>	<p><i>Effects on behaviour (D)</i></p> <p>It seems that it is difficult to gauge in practice when a patient gets out of bed. It is an exercise that takes up a lot of time, is sometimes abandoned, or repeated more than once. Indeed, the sensors continue to register 'in bed'/'out of bed' signals, as a result of which it is difficult to interpret the behaviour.</p>

Reference in the literature, country, year and length of the intervention	Study setting and technology requirements	Study set-up, inclusion criteria and methods	Results
Kinney, Kart (9) - United States of America - 2006 - 6 months	Situation in the patient's home. C: camera set up to record activities and sensors for the door, water and electricity (subject to the wishes of the informal caregiver) with an SMS-based link to the informal caregiver.	<ul style="list-style-type: none"> <li>- N=19 informal caregivers, pre-test/post-test design.</li> <li>- This study was carried out in two phases. Phase 1: focus groups to list the wishes of the informal caregivers. Phase 2: using the findings from phase 1, an online, web-based monitoring system was developed. This system sends an SMS to the caregiver whenever a dangerous situation occurs.</li> <li>- Inclusion of different informal caregivers with different ethnic backgrounds, gender, and relationship with the patient with dementia.</li> <li>- Interviews with 16 informal caregivers (three caregivers dropped out because the condition of the patient with dementia whom they were caring for deteriorated).</li> </ul>	<i>Quality of life (M)</i> The informal caregivers reacted positively. The technology made their lives easier and helped them improve the way in which they organized their time. It was possible to run an errand if necessary, and not have to wait until a 'babysitter' was in the house. Seven informal caregivers indicated that the technology was just something else to worry about (because you have to remember to switch it on). <i>Costs and savings</i> Informal caregivers consider it an added bonus that the technology is a lot cheaper than the cost of having to be admitted to a nursing home.
Miskelly (10) - Great Britain - 2004 - 4 weeks, 6 months and 8 weeks	Situation in the hospital, residential care home and patient's home. C: electronic bracelet, which transmits a signal to a pager if the patient leaves the safe area, after this a decision can be made to search and localize the patient.	<ul style="list-style-type: none"> <li>- N= 5 patients with dementia (hospital), N=4 patients with dementia (nursing home), N= 3 patients with dementia (home situation) with post-test design. Extent of dementia unknown.</li> <li>- A few patients indicated that they would take part voluntarily.</li> <li>- Interviews with caregivers.</li> </ul>	<i>How the technology worked</i> The system worked well as it was possible to prevent two possible incidents of wandering off. On average, 15 situations of wandering off to a potentially dangerous place were recorded daily in the nursing home. Although this often only involved opening a kitchen door, for example. <i>User satisfaction</i> Collaboration by both the patients and their caregivers on the project was good. No research was carried out into how patients felt about wearing a bracelet. Two hands are required to remove the bracelet. This was to make it as difficult as possible for the patients with dementia to remove the bracelet.

<p>Miskelly (11)</p> <ul style="list-style-type: none"> <li>- Great Britain</li> <li>- 2005</li> <li>- 21 months</li> </ul>	<p>Situation in the patient's home.</p> <p>C: Mobile telephone with GPS in order to track down patients via the computer.</p>	<p><i>User satisfaction (D)</i></p> <p>The patients thought that the mobile phone was a nuisance, bulky and awkward to carry around with them.</p> <p><i>How the technology functioned</i></p> <p>The system worked well in 90% of the cases, but it did not work so well in buildings and on public transport because there was no GPS signal and the informal caregiver could not see where the patient was situated.</p>
<p>Orpwood, Sixsmith, Torrington, Chadd, Gibson, Chalfont (12)</p> <ul style="list-style-type: none"> <li>- Great Britain</li> <li>- 2005</li> <li>- 21 months</li> </ul>	<p>Sheltered accommodation.</p> <p>C: bed lamp with sensors, sensor attached to the tap and sensor attached to the cooker, which was able to switch off the tap or cooker, but in such a way that the patient with dementia could also switch them on again.</p>	<p><i>User satisfaction (D)</i></p> <p>People with dementia find it disturbing when a light by their bed automatically goes on and off. In this sense, the light sometimes went out when they were still in the process of taking off their slippers and were sitting on the bed. This caused confusion. People find the technology useful, but how they react to it depends very much on the individual patient.</p>
<p>Engstrom, Ljunggren (13)</p> <ul style="list-style-type: none"> <li>- Sweden</li> <li>- 2005</li> <li>- 12 months</li> </ul>	<p>Residential home split into 4 units for every 9-12 residents.</p> <p>B and C: movement detector in the corridor, pressure sensor on the garden gate, fall detector, movement detector next to the bed, everything with an alarm transmitter to the caregivers.</p> <p>Night lights activated by a sensor and internet communication between the family and the professional caregivers.</p>	<p><i>Work satisfaction (Z)</i></p> <p>Satisfaction with work, improved quality of care observed, personal development, internal motivation increased compared to that of the control group.</p> <p>The amount of work or pressure of work increased in the intervention group, because people had to focus on more things at work.</p>



Reference in the literature, country, year and length of the intervention	Study setting and technology requirements	Study set-up, inclusion criteria and methods	Results
<p>Lee, Kim, Jhoo, Lee, Kim, Lee, Woo(14)</p> <ul style="list-style-type: none"> <li>- Korea</li> <li>- 2000</li> <li>- 2 years</li> </ul>	<p>Situation in the patient's home and the nursing home.</p> <p>B and C: informal caregivers and professional caregivers can look up information and communicate with each other through the special, web-based telecommunication system.</p> <p>Patients with dementia were monitored using different cognitive function scales and the scores were recorded. The caregiver registers the data in the system and sends it to the doctor through the telecommunication system on the computer. Patients themselves are also able to get in touch with a doctor or caregiver through the telecommunication system and a video link.</p>	<ul style="list-style-type: none"> <li>- N= 140 patients with dementia and 2,955 registered caregivers, informal caregivers, family members and doctors, post-test design.</li> <li>- Inclusion: patients from a nursing home and patients who visited a health clinic for day treatments.</li> <li>- Standardized questionnaires:             <ul style="list-style-type: none"> <li>• Blessed Dementia Scale</li> <li>• Short Blessed Test</li> <li>• Korean version of Mini Mental State Examination</li> <li>• Clinical Dementia Rating</li> <li>• Zarit Burden Interview (indicates how an informal caregiver feels about caring for the patient, panicking, nervous, etc.)</li> </ul> </li> </ul>	<p><i>User satisfaction (M en D)</i></p> <p>Informal caregivers were initially apprehensive about this project. As soon as the informal caregivers became better acquainted with the doctors who were involved in the project, they accepted the system more readily. Patients with dementia became better at recognizing the doctor's face as the project got underway.</p> <p><i>How the technology functions</i></p> <p>Informal caregivers also carried out specific memory tests on the patients with dementia to measure the extent to which they could remember and the status of their memory. The caregiver sent the results to the doctor. In 76% to 89% of the cases these results also matched the tests that the doctor carried out on the patient. In this way, the technology also ensures that the memory tests are correctly executed.</p>
<p>Duff, Dolphin (15)</p> <ul style="list-style-type: none"> <li>- Great Britain, Finland, Ireland, Lithuania and Norway</li> <li>- 2005</li> <li>- Began in 2001; unclear how long this project lasted</li> </ul>	<p>Situation in the patient's home.</p> <p>A and C: calendar, night lamp, gas detector (can switch off the gas if it is accidentally left on), photo-phone (a simple telephone containing photos, which the patient can click onto in order to ring a specific person), lost item finder (by pressing a button a lost item emits a noise), medicine reminder (a medicine box that emits a signal whenever someone needs to take their medicine).</p>	<ul style="list-style-type: none"> <li>- N= 64 patients with dementia who used the calendar</li> <li>N= 8 patients with dementia who used the night light</li> <li>N= 2 patients with dementia who used the gas detector</li> <li>N= 34 patients with dementia who used the lost item detector</li> <li>N= 26 patients with dementia who used the phone with icons</li> <li>N= 10 patients with dementia who used the medicine memory aid</li> <li>Self reports.</li> <li>- Cost-benefit analysis of the technological aids.</li> </ul>	<p><i>Quality of life (M)</i></p> <p>Half of the informal caregivers indicated that the aids facilitated independence and more than one third indicated that they were less worried about the patient.</p> <p><i>Expenditure and savings</i></p> <p>The cheapest aid was €37 and the most expensive one was €100. As a side note, informal caregivers said that a lower income can be an obstacle to acquiring the technology.</p>

<p>Cahill, Begley, Faulkner, Hagen (16)</p> <ul style="list-style-type: none"> <li>- Ireland</li> <li>- 2005</li> <li>- Started in 2001; unclear how long this project lasted</li> </ul>	<p>Situation in the patient's home.</p> <p>A and C: calendar, lost item detector, night lamp, gas detector, phone with icons.</p>	<ul style="list-style-type: none"> <li>- N=34 patients with dementia, finally N=20 after some dropped out, post-test design.</li> <li>- Inclusion of patients with dementia from hospitals and health facilities by using information brochures to encourage interested parties to ask to take part. Patients who took part had to have a diagnosis of between light to slightly strong dementia according to the ICD-10, be older than 50 years of age, have an MMSE score of 12 or higher, be in good health, have an informal caregiver, are informed about the project, live in close proximity to the researchers and have a good chance of benefiting from the technology. Patients who were not allowed to participate, had a psychiatric disorder, were already taking part in another research study, or were due to be admitted to an institution within three months.</li> <li>- Interviews.</li> </ul>	<p><i>User satisfaction (D)</i></p> <p>Patients with dementia found the aids useful, except for the bed lamp (it went on and off too often and for no apparent reason) and the lost item detector (it was not possible to find the item with the help of an audible signal). The easier a technological aid was to use, the more positive people were about it. An informal caregiver often had to help with working out the purpose and the goal of the aid for the patient with dementia.</p> <p><i>Costs and savings</i></p> <p>The price that the informal caregivers wished to pay was only higher than the commercial price in the case of the phone with icons.</p>
<p>Czaja, Ruber (17)</p> <ul style="list-style-type: none"> <li>- United States of America</li> <li>- 2002</li> <li>- 6 months</li> </ul>	<p>Situation in the patient's home.</p> <p>B: telecommunication system for informal caregivers from within the family, which gave them access to a formal and information network that could provide them with assistance and information.</p>	<ul style="list-style-type: none"> <li>- N= 76 informal caregivers out of which N= 44 filled in the questionnaire, observational research without a control group.</li> <li>- Inclusion of informal caregivers with different ethnic backgrounds.</li> <li>- Data analysis on the use of the system</li> <li>- Questionnaire about the use of the system after 6 months.</li> </ul>	<p><i>User satisfaction (M)</i></p> <p>The system was used in particular to make contact with other family members and informal caregivers. The online discussion group was seen as valuable and the online guide and resource manual was viewed as being extremely useful.</p>
<p>Mahoney (18)</p> <ul style="list-style-type: none"> <li>- United States of America</li> <li>- 1998</li> <li>- 12 months</li> </ul>	<p>Situation in the patient's home.</p> <p>B: electronic network through which informal caregivers from within the family could find information and communicate with each other about everything related to providing care to people with dementia.</p>	<ul style="list-style-type: none"> <li>- N= 566 topics that were posted, content analysis. Subjects were divided up according to the level of care that was being given, from basic help to more complex support. This support is again largely dependent on how far the dementia has progressed. Someone who is in the early stages of dementia only needs basic help; for example, assistance with compiling a shopping list.</li> </ul>	<p><i>User satisfaction (M)</i></p> <p>New informal caregivers searched for other information (more about the diagnosis) than the informal caregivers who had been caring for someone for longer (they searched for information about problems in healthcare provision). Virtual focus groups provide access to geographically different informal caregivers. This was seen as an enrichment of the traditional method of searching for information, such as peer-to-peer gatherings.</p>

R1  
R2  
R3  
R4  
R5  
R6  
R7  
R8  
R9  
R10  
R11  
R12  
R13  
R14  
R15  
R16  
R17  
R18  
R19  
R20  
R21  
R22  
R23  
R24  
R25  
R26  
R27  
R28  
R29  
R30  
R31  
R32  
R33  
R34

Reference in the literature, country, year and length of the intervention	Study setting and technology requirements	Study set-up, inclusion criteria and methods	Results
Finkel (19) - United States of America - 2007 - 6 months	Situation in the patient's home. B: The intervention group received a telephone with a screen, which was used for contact between the patients and the informal and professional caregivers, and different sessions were conducted to obtain information about providing care to a patient with dementia. The control group only received information.	<ul style="list-style-type: none"> <li>- Intervention group N= 23 informal caregivers who made use of the technological intervention.</li> <li>- Control group N= 23 informal caregivers who only had information sent to them.</li> <li>- Inclusion of informal caregivers who, during the last 6 months, have cared for a person with dementia for at least 4 hours daily, were older than 21 years of age, lived in the same area as the patient, had a telephone, intended to remain in the same area for the next 6 months and spoke English well. The patients with dementia had to be diagnosed with Alzheimer or another type of dementia with an MMSE score that was less than 23.</li> <li>- Standardized questionnaires:               <ul style="list-style-type: none"> <li>• Centres for Epidemiologic Studies Depression scale</li> <li>• Memory and Behaviour problems checklist</li> <li>• Caregiver Health and Health behaviours scale</li> <li>• Received Social support scale</li> <li>• Project evaluation questionnaire</li> </ul> </li> </ul>	<i>Quality of life (M)</i> When the technology was used people were less troubled by depressive complaints, caregivers who provided a lot of care became more resilient and had greater confidence in their own expertise with regard to providing care than those caregivers in the group who only had information sent to them.
Astell, Ellis, Alm, Dye, Campbell, Gowans (20) - Great Britain - 2004 - Duration of project unclear	Home environment. B: multimedia system with photos, music and video clips, which is easy for the patient to operate, particularly for reminiscence therapy.	<ul style="list-style-type: none"> <li>- Study 1- N=18 patients with dementia who were referred to the multimedia system or the traditional reminiscence therapy. The groups were similar in terms of age, educational level, and stage of dementia. Observation study.</li> <li>- Study 2- N=11 patients with dementia who took part in the multimedia system as well as the traditional reminiscence therapy. Observation study.</li> <li>- Inclusions of patients with dementia with an average MMSE score of between 14 and 17.</li> <li>- Encoding the behaviour of the patient and the caregiver</li> </ul>	<i>Effects on behaviour (D)</i> During study 1 it was revealed that patients played a more active role in the multimedia system than with the traditional therapy. It helped the patients with topics for conversation, people talked more, and the caregiver had more control over the conversation. In study 2, the more active role played by the patients was highlighted.

<p>Mihalidis, Carmichael, Boger, Fernie (21)</p> <ul style="list-style-type: none"> <li>- Canada</li> <li>- 2003</li> <li>- Project length unclear</li> </ul>	<p>Situation in the patient's home. A: a computer system with a bracelet was used to help patients with dementia wash their hands. They were told what to do and the system could see their hands so any potential mistakes could also be corrected in time (if patients put their hands under the coffee machine, for example, instead of the tap).</p>	<ul style="list-style-type: none"> <li>- N= 10 patients with average to serious dementia, tested in a clinical set-up.</li> <li>- Observation.</li> </ul> <p><i>Effect on behaviour (D)</i> 25% of the patients with dementia who took part, were able to wash their hands independently once more without any help from the caregiver.</p> <p><i>User satisfaction (D)</i> People were obliged to wear a bracelet and this was experienced as a nuisance.</p>
<p>Orpwood, Gibbs, Adlam, Faulkner, Meegahawatte (22)</p> <ul style="list-style-type: none"> <li>- Great Britain</li> <li>- 2007</li> <li>- Project length unclear</li> </ul>	<p>Situation at home and in a nursing home. A: a simple CD player, a 'window to the World' that showed video images of, for example, the garden or the street where the shops were, a conversational aid that could help the patient to remember things with memory prompts and help with different activities.</p>	<p><i>User satisfaction (D)</i> The patients initially appeared to be enthusiastic when the different products were presented to them, yet user problems emerged with all 4 products, for example clicking on an icon to switch on the CD player. When similar products are designed in the future, they should always be tested several times in the opinion of the researchers.</p> <ul style="list-style-type: none"> <li>- N= 16 patients with dementia in a home-based setting.</li> <li>- N= 10 patients with dementia in a nursing home, pre-test/post-test design.</li> <li>- Inclusion of different stages of dementia, with the exception of serious dementia.</li> <li>- We began by asking how the patients experienced their dementia, together with their wishes and the problems they faced. The answers were used as the basis for a questionnaire compiled for 4 products that had been developed.</li> <li>- Semi-structured, in-depth interviews with patients with dementia.</li> </ul>

R1 The international studies are described below.  
R2

R3 **Study setting and study design**

R4 The study environment in which the various studies took place, was usually  
R5 the patient's own home. A few studies were conducted simultaneously in several  
R6 different healthcare settings. The length of the intervention varied. There were five  
R7 studies that lasted for six months or less (7, 9, 10, 17, 19). Three studies had an  
R8 intervention that lasted between six and twelve months (8, 13, 18). Three studies  
R9 had a technological intervention that lasted longer than 12 months (5, 11, 12) and  
R10 one study (14) had an intervention that lasted longer than 24 months. In six of the  
R11 research studies, the length of the intervention was unknown (6, 15, 16, 20-22).  
R12

R13 The technologies that were studied were divided in three sections.  
R14

- R15 A. *The need for help with the symptoms associated with dementia (for example,*  
R16 *forgetfulness, boredom, inactivity).*

R17 There are various types of technology applications that can be used to assist patients  
R18 with their day-to-day activities, enhance their quality of life, and support their intake  
R19 of medicine. These include an electronic calendar for scheduling daily activities  
R20 which caregivers can easily create themselves. A picture phone whereby the patient  
R21 can simply click on someone's picture to dial their number. A computer system with  
R22 a sensor bracelet, which helps people with dementia when they wash their hands.  
R23 The system uses a pre-recorded voice to let the person know how he or she should  
R24 wash their hands. Through the bracelet, the system can record the position of the  
R25 patient's hands so that any mistakes can be corrected. Other examples are a lost-  
R26 property tracking device (by pressing a button, the lost item is detected by sound),  
R27 or a music sound system that can be turned on and off with the press of one single  
R28 button. Yet another technology application offers a 'window to the world' by making  
R29 video recordings of everything that goes on outside the building such as activities in  
R30 the garden or the shopping centre. There is also a tool which uses a voice-recording  
R31 to jog a patient's memory about issues that were discussed earlier, for example.  
R32 Finally, the medicine-alarm which emits a signal to remind a patient to take his or her  
R33 medication was also studied.  
R34

*B. Dementia patients' need for social contact and companionship*

Telecommunication systems for informal caregivers are used to search for information and to establish contact with professional caregivers or other informal caregivers. A multimedia system consisting of photos, music and video clips that can be easily operated by people with dementia is used for companionship. Technology geared towards stimulating social contact and companionship for the person with dementia is also used as an advisory resource for caregivers and can take the form of internet communication between family members and the professional caregivers or between doctors and patients.

*C. The need to monitor the health and safety of patients with dementia.*

There is a wide variety of technological applications that can be used to monitor people with dementia, both in terms of their state of health and their personal safety. These include sensors; examples of which are described in more detail in table 2 below, like a bed, window, noise, door, gas electricity and water sensor.

R1  
R2  
R3  
R4  
R5  
R6  
R7  
R8  
R9  
R10  
R11  
R12  
R13  
R14  
R15  
R16  
R17  
R18  
R19  
R20  
R21  
R22  
R23  
R24  
R25  
R26  
R27  
R28  
R29  
R30  
R31  
R32  
R33  
R34

**Table 2** Examples of sensor technology

Sensor	Role	Alarm
Bed sensor	Detects when the person is in - or out of - bed and switches the light on or off accordingly.	The alarm can also go off if someone gets in or out of bed. For example, this can be installed on the DECT telephone of the professional caregivers and even on the informal caregiver's mobile phone.
Window sensor	Detects whether a window is open or closed.	Can emit an alarm when the window remains open.
Noise sensor	Detects whether a specific noise exceeds a pre-determined level.	Can emit an alarm if the noise level exceeds a certain level (if someone shouts loudly, for example, or falls out of bed at night).
Door sensor	Detects whether the door is open or closed.	Can emit an alarm when the door remains open.
Gas detector	A sensor that detects whether the gas is still on and in some cases is also able to switch the gas off.	Can emit an alarm when the gas remains on, but also as soon as the gas is switched off.
Electricity sensor	Detects whether electricity is being used.	Can emit an alarm if the electricity is used for an unusually long time, or not at all.
Water sensor	Detects the presence of water (the sensor can be installed beside the bath, for example).	Can emit an alarm if water is detected, which can happen if the bath or shower starts to overflow.

In addition to sensors, some technology applications focus on detecting activity and inactivity. For example, a power sensor placed in a gas cooker can show when someone cooks less frequently; if necessary, additional measures can then be taken. This is one example of the ambient intelligence technology referred to earlier.

### Effects on behaviour

Three studies examined the behaviour of a patient with dementia. In the study that used a motion sensor by the bed, a bed mat and a bed sensor with an SMS function, that transmitted SMS messages directly to the caregiver, the goal was to support the personal safety and normalize the sleep pattern of the partner/informal caregiver by monitoring the patient's sleep rhythm (8). However, this proved difficult because people with dementia tend to take a very long time to get in or out of bed. The sensors continuously emit signals indicating that the patient is in or out of bed, which makes it hard to interpret the patient's behaviour. In the case of the multimedia system, the

patient appeared more active and the caregiver had more control over the discussion (20). When the computer system that helped patients wash their hands was used, the number of cases where patients washed their hands independently increased by 25% (21).

### **Quality of life**

In four studies the effects of the technology on the quality of life of the caregivers was examined (5, 9, 15, 19). The caregivers reacted positively towards the sensory technology. The technology makes life easier because caregivers did not have to be continuously on the look-out for possible dangers (the sensor would emit an alarm in such instances) and they could organize their time more effectively. For example, they could now go on an errand to the shops at any time of the day. However, some caregivers indicated that the technology also gave them an extra care-related concern, because they had to remember to switch it on (9). The residents also had greater freedom of movement as a result of the sensor technology. In one of the studies, a videophone was used to give the caregivers a direct link with the professional caregivers or other informal caregivers. Through this technology, informal caregivers had fewer problems with depression and could keep up the care they were providing because they had greater confidence in their own ability (19).

### **Job satisfaction**

In one of the studies with motion sensors in a nursing home the effects on the job satisfaction levels of the professional caregivers was examined in more detail. Job satisfaction, the perceived quality of care, personal development and internal motivation all appeared to increase in the experimental group compared to the control group. The workload and work-related stress increased in the intervention group because there was a lot more to deal with during working hours (13).

### **End-user satisfaction**

End-user satisfaction was examined in ten studies. The informal caregivers were satisfied with technology applications such as the sensors, the information networks and the telecommunication systems. However, in the case of the sensor technology,



R1 it was reported that the requirement to have a computer with an internet connection  
R2 to send data can sometimes be a problem. Informal caregivers were also concerned  
R3 about having to fine-tune the technology to the personal wishes of a patient with  
R4 dementia. The telecommunication and information systems for caregivers were  
R5 perceived as being very valuable as they offer a lot of advice and information about  
R6 issues relating to health care (7, 17, 18).

R7  
R8 Some studies focused on the views of the actual patients themselves, which were  
R9 sometimes obtained through the agency of the formal or informal caregiver. It  
R10 appears that patients found the GPS telephone too troublesome and bulky to take  
R11 around with them, similar to the electronic bracelet, which was perceived as a  
R12 nuisance. The light that automatically switches on when a patient gets out of bed  
R13 also caused a lot of confusion among patients with dementia. They are not used to  
R14 it and sometimes thought that someone else was in the room with them and had  
R15 switched the light on. In one of the studies it was revealed that the dementia patient  
R16 was more likely to accept the technology being installed in their own home if the  
R17 people installing it told them that it was part of a scientific study, rather than to help  
R18 them personally with their problems. When problems associated with dementia are  
R19 discussed this is often experienced as stigmatization by people with dementia, in  
R20 fact dementia patients often tend to deny, that they are experiencing any specific  
R21 problems (6, 10-12, 16, 21, 22).

R22  
R23 **Functionality of the technology**

R24 In three studies, the way in which the technology functioned was examined. The  
R25 studies focused on technologies that were designed to detect when patients wandered  
R26 off and consisted of a mobile phone with GPS, an electronic bracelet that transmits  
R27 a signal to a pager if the patient strays out of a safe area, and a telecommunication  
R28 system. The GPS technology worked well. Various incidents in which patients might  
R29 have wandered off were prevented. The mobile phone did not function very well in  
R30 buildings and on public transport (10, 11). Caregivers also carried out some memory  
R31 tests on their dementia patients to measure how much they recalled and the status  
R32 of their memory. They forwarded the results to the doctor. These results matched  
R33  
R34

the findings of the doctor's own tests on the patients in 76% to 89% of the cases. The technology also ensured that the memory tests were carried out correctly (14).

### Costs and savings

In four studies, an inventory of all the procurement costs related to the technology was made, including all the cost savings. The voluntary caregivers were of the opinion that the cost of procuring the technology ought not to be too high, and in fact should be cheaper than the cost of admitting a patient to a nursing home. Often, admitting a patient to a nursing home was a cheaper option than providing home-based care, which usually involved frequent and costly visits to the patient's home (7). The initial cost of procuring the technology must not be too high for those on lower incomes (15, 16). One study carried out over a period of 21 months showed a saving of 1.5 million pounds compared to the control group, because admission to a nursing home, hospice or hospital could be delayed and the patients could continue living independently in their own homes (5).

### Results of national studies in the Netherlands

**Table 3** National inventory of technological interventions for caregivers of people with dementia

1. With regard to technology requirements.
  - A: Requirements for help relating to the symptoms of dementia;
  - B: Requirements for social contact and company for the person with dementia;
  - C: Need to monitor the health and safety of the patient with dementia (by requirements we mean the needs of patients with dementia themselves or their caregivers as described in the study by Lauriks et al. 2007)
2. With regard to results:
  - D. Patients with dementia;
  - Z. Professional caregivers;
  - M. Informal caregivers (e.g. family members)

**Table 3**

Reference in the literature, country, year and length of the intervention	Study setting and technology requirements	Study set-up, inclusion criteria and methods	Results
<p>Nouws, Sanders, Heuvelink (2, 23)</p> <ul style="list-style-type: none"> <li>- Leo Polak house</li> <li>- Amsterdam</li> <li>- Osiragroup and Residential Care Netherlands</li> <li>- 2008</li> <li>- 4 months</li> </ul>	<p>Small residential home with 72 inhabitants in 12 residential units.</p> <p>C: use of living circles to indicate where people with dementia were allowed to be, light control with adequate lighting and automatic lighting, support for caregivers through notifications about the patient getting up, falling, sending a request for help, leaving the room, not returning to the room, a toilet visit, inactivity and the whereabouts of the patient.</p>	<ul style="list-style-type: none"> <li>- N=24 patients with dementia without domotics with an MMSE score of 10 on average and N=30 patients with dementia with domotics with an MMSE score of 12 on average, N= 25 caregivers, experimental study, randomized clinical trial design.</li> <li>- Inclusion criteria based on MMSE, demographic data, life-events (such as illness or family members passing away). The attitude of caregivers towards dementia was examined.</li> <li>- Interviews with five key figures.</li> <li>- Standardized questionnaires: <ul style="list-style-type: none"> <li>• DoQL</li> <li>• Qualidem (observation)</li> <li>• Camberwell Assessment of Need for the Elderly (within the Netherlands)</li> <li>• Work satisfaction scale for healthcare (Maastricht, the Netherlands)</li> <li>• Burn-out scale (Utrecht, the Netherlands)</li> </ul> </li> </ul>	<p><i>Quality of life (D)</i></p> <p>Quality of life in the areas 'social isolation', 'to have something to do' and 'aesthetic' differed significantly from the control group. Experimental group rates 'quality of life' significantly higher than the control group.</p> <p><i>Effects on behaviour (D)</i></p> <p>Incidents of falling in the bathroom and toilet occurred less frequently.</p> <p><i>Work satisfaction (Z)</i></p> <p>No significant effect of domotics on work satisfaction and work pressure was found, neither positive nor negative effects.</p> <p><i>How the technology functions</i></p> <p>A lot of technological problems. The system had to be explained time and time again because of frequent staff changes among the care-giving personnel.</p> <p><i>Expenditure and savings</i></p> <p>Expenditure on technology: €708,600</p> <p>Expenditure on service contract: €28,700 annually.</p> <p>A saving of € 64,000 annually was expected on care during the night, but was not realized. The deployment of personnel during the night remained the same.</p>
		<ul style="list-style-type: none"> <li>- Qualitative data analyzed by means of Nvivo (computer programme to analyse qualitative data).</li> </ul>	

<p>Nouws, Sanders, Heuvelink (2)</p> <ul style="list-style-type: none"> <li>- Molenkwartier</li> <li>- Maassluis</li> <li>- Argos Care Group</li> <li>- 2006</li> <li>- Started in 2004</li> </ul>	<p>Small residential home with 36 inhabitants in 4 residential units. C: light control with automatic lighting, inactivity measurement, active alarm, acoustic monitoring, bed mat notification, possibility for camera connection, push button to open a door, speak/listening connection, panel with four push buttons to open the doors of the small residential units. When a dangerous situation arose, the caregiver was alerted via an alarm.</p>	<ul style="list-style-type: none"> <li>- N=8 people who acquired dementia at a young age, N= 8 Korsakov patients, N=8 mentally handicapped people with dementia, N=8 patients with stabilized psychiatric problems, post-test design.</li> <li>- Inclusion criteria were non-existent; all of the above-mentioned inhabitants took part in the pilot project.</li> <li>- Interviews with caregivers.</li> </ul> <p><i>User satisfaction (Z)</i> Positive on personal settings of the domotics modules for different patients. Personnel would rather work with domotics than without them.</p> <p><i>Quality of life (D)</i> Inhabitants have more freedom of movement with domotics, both during the day as well as at night. <i>How the technology functions</i> It is still possible to improve the technology. Technicians had to spend 12 to 16 hours a week fixing defects. <i>Expenditure and savings</i> Expenditure on technology: €180,000. High personnel expenditure for staff providing care who had to receive a second explanation about how the technology functioned.</p>
<p>Homans, de Jong (24)</p> <ul style="list-style-type: none"> <li>- Amethist</li> <li>- Bennekom</li> <li>- Opella</li> <li>- 2007</li> <li>- Started in 2007/2008</li> </ul>	<p>Small residential home with 6 inhabitants in 1 residential unit. C: automatic lighting, night orientation lighting, electronically operable blinds, movement and sound detectors, active emergency call in sitting room and bedroom, kitchen on/off switch, mobile communication for caregivers and other staff and intranet. When a dangerous situation arose, the caregiver was alerted via an alarm.</p> <ul style="list-style-type: none"> <li>- N= 6 patients with dementia.</li> <li>- No further inclusion criteria known.</li> <li>- Project leaders and employees were questioned about their experiences.</li> </ul> <p><i>How the technology functions</i> Many start-up problems and limited possibilities for finance.</p>	

R1  
R2  
R3  
R4  
R5  
R6  
R7  
R8  
R9  
R10  
R11  
R12  
R13  
R14  
R15  
R16  
R17  
R18  
R19  
R20  
R21  
R22  
R23  
R24  
R25  
R26  
R27  
R28  
R29  
R30  
R31  
R32  
R33  
R34

Reference in the literature, country, year and length of the intervention	Study setting and technology requirements	Study set-up, inclusion criteria and methods	Results
Vilans (25) - Lückerheide - Kerkrade - Meandergroep Zuid Limburg in collaboration with Vilans - 2008 - Started in 2006	Small residence with 21 inhabitants in 3 residential units. C: cameras with image and sound interpretation, microphones for acoustic monitoring, infra-red motion detectors, temperature sensors. When a dangerous situation arose the caregiver was sent an alarm via a message on his Personal Digital Assistant (PDA).	- N= 21 patients with dementia. - No inclusion criteria known. - Project leaders and employees were questioned about their experiences	<i>Effects on behaviour (D)</i> Fewer incidents of falling down among patients thanks to the aid of the eHealth technologies. <i>Quality of life (D)</i> The privacy of patients was not threatened by the use of cameras. <i>Work satisfaction (Z)</i> Personnel who provided care did not have to do rounds anymore during the night, which is expected to save a lot of walking time (not measured). <i>How the technology functions</i> Furniture should not be moved because of the fixed location of the sensors, but this frequently occurred in the beginning due to the cleaning staff. The cameras were initially adjusted very sensitively and employees had to get used to their Personal Digital Assistants. <i>Expenditure and savings</i> Purchase costs €25,000.

<p>Viaskamp, de Vlieger, Willems (26)</p> <ul style="list-style-type: none"> <li>- Noord Limburg care group in collaboration with Vilans</li> <li>- 2006 en 2007</li> <li>- Started in 2006 for 6 months</li> </ul>	<p>Situation in the patient's home</p> <p>C: bed and chair sensor, smoke detector, electronic lock and emergency phone, sound sensor, door sensor, fixed cameras and motion sensor.</p> <p>The system aimed to allow for the absence of the informal caregiver for two hours on working days, while the central operator took over the responsibility of caring for the patient.</p>	<p><i>User satisfaction (M)</i></p> <p>The reactions of informal caregivers to the use of the technologies were positive. The technology was thought to be easy to use.</p> <p><i>How the technology functions</i></p> <p>In total, 371 monitoring sessions were conducted. Two informal caregivers made use of this twice a week on average, or more often. The other caregivers used it once a week at most. In 5 of the 371 monitoring sessions someone was sent to the house in response to the monitoring data. There should be more flexibility as far as monitoring is concerned; often it only took place on week days, not weekends, and was only available for two hours because the central operator could not take over the care for longer.</p>
<p>Van der Leeuw (27)</p> <ul style="list-style-type: none"> <li>- Zorgpalet Baarn en Soest in collaboration with Vilans and TNO</li> <li>- 2008</li> <li>- Started in 2006 for 2 years</li> </ul>	<p>Situation in the patient's home.</p> <p>C: UAS system: personal alarms, monitoring mobility, fire prevention, prevention and detection of wandering, video observation, video telephone, infra-red motion sensors, bed mat, magnetic contacts on doors, smoke alarms, observation cameras, two telephones on which pictures could be seen by caregivers.</p>	<p><i>Quality of life (M en D)</i></p> <p>Evaluation has not started yet. Patients expect to be able to live longer at home independently. The system helps to enhance the feeling of security. Family members expected their concerns to decrease at the start of the project.</p> <p><i>Expenditure and savings</i></p> <p>Unknown.</p> <p>Project is relatively expensive since care is provided in the home of the patient 8 to 9 times daily.</p>
<p>- N= 5 patients with mild dementia with informal caregivers.</p> <p>- No inclusion criteria known.</p> <p>- Informal caregivers were questioned about their experiences.</p>	<p>- Intervention = 20 living at home with a UAS system and care from a nursing home, of which 10 patients had dementia and 10 people had somatic health complaints, usually with a recommendation for admittance to a nursing home.</p> <p>- Control = 20 patients with dementia, of which a number lived at home without a UAS system and with care from a nursing home and a number resided in a nursing home without UAS.</p> <p>- Patients living alone or with an informal caregiver. They all received care at home.</p> <p>- Interviews with patients and informal caregivers at the start of the project. Evaluation pending.</p>	<p>- Patients living alone or with an informal caregiver. They all received care at home.</p> <p>- Interviews with patients and informal caregivers at the start of the project. Evaluation pending.</p>

R1  
R2  
R3  
R4  
R5  
R6  
R7  
R8  
R9  
R10  
R11  
R12  
R13  
R14  
R15  
R16  
R17  
R18  
R19  
R20  
R21  
R22  
R23  
R24  
R25  
R26  
R27  
R28  
R29  
R30  
R31  
R32  
R33  
R34

Reference in the literature, country, year and length of the intervention	Study setting and technology requirements	Study set-up, inclusion criteria and methods	Results
<p>Van der Leeuw, Willems, Golsteijn-Kramer(1, 28)</p> <ul style="list-style-type: none"> <li>- GGZ Groningen and intramural care for the elderly in collaboration with Vilans</li> <li>- 2006 and 2008</li> <li>- Started in 2008 for 6 months</li> </ul>	<p>Situation in the patient's home.</p> <p>C: Home Unit (packet of sensors), infra-red motion detectors, pressure sensors and electronic use sensors.</p> <p>A computer analyzes the data at the start of the project and provides graphs. These data represent the standard living pattern of a patient. Through this pattern it can be established whether any unusual changes have taken place in the daily life of the patient, for instance if less cooking is done.</p>	<ul style="list-style-type: none"> <li>- N = 12 patients with dementia.</li> <li>- No inclusion criteria known.</li> <li>- Analyses of graphs in a previous study.</li> <li>- No evaluation has yet taken place.</li> </ul>	<p><i>How the technology functions</i></p> <p>No evaluation has taken place, but in an earlier study on the elderly with the same technology clear differences were observed in the pattern of activities, also with couples.</p> <p><i>Expenditure and savings</i></p> <p>Expenditure Home Unit: €500, to which functions (from €500 to €3,000 per house) are connected.</p>
<p>Willems, van der Leeuw (29)</p> <ul style="list-style-type: none"> <li>- Proteion and Homecare Northern and Middle Limburg, the Netherlands in collaboration with Vilans</li> <li>- 2008</li> <li>- Started in 2008 for 6 months</li> </ul>	<p>Situation in the patient's home.</p> <p>C: with an automatic functioning: 5 infra-red motion sensors, which register the patient getting up, the use of medication, sleeping habits, use of bathrooms and the in-house temperature.</p> <p>When changes occur the informal caregiver is contacted by telephone or a house call is initiated.</p>	<ul style="list-style-type: none"> <li>- N = 24 individuals, some with dementia.</li> <li>- No inclusion criteria known.</li> <li>- Method unknown.</li> </ul>	<p>Unknown due to the recent start of the project, but an evaluation will take place.</p> <p><i>Expenditure and savings</i></p> <p>Expenditure: €1,800.</p>

The national studies only examined those technologies that were associated with monitoring the health and safety of patients.

### **Study setting and study design**

Four studies were conducted within the setting of a small-scale residential nursing home as can be seen in table 3 (2, 23-25). Four other studies were carried out in the homes of the patients with dementia (1, 26-29).

The duration of the intervention varied from less than six months to two years (2, 24, 28).

### **Effects on behaviour**

The three studies in which sensor technology was examined reported the most radical behavioural changes: a drop in the number of patients falling down in the bathroom and the toilet (23), calmer behaviour and improved eating habits (24), and fewer falls (25).

### **Quality of life**

The quality of life was examined in four studies. In one study, which took place in the setting of a small-scale residential nursing home, the quality of life improved significantly, as was subsequently tested with the help of the Dementia Quality of Life scale (DQoL) in the areas of 'social isolation', 'something to keep them occupied', and 'aesthetics', compared to the control group. Patients in the experimental group also rated their quality of life much higher than patients in the control group (23). In another small-scale residential nursing home setting, the technology gave the residents greater freedom of movement during both the day and the night. Doors were no longer locked and each patient was assigned a certain area that was considered safe for them. As soon as the patient stepped out of this area, an alarm signal was sent to the caregivers (2). The third study, which took place in a small-scale, residential nursing home setting, revealed that the personal privacy of the patients was not compromised by the cameras that had been installed. The patients themselves were not troubled by them, and nor were their families (28). A study



R1 of 28 patients who still lived at home revealed some initial findings in terms of the  
R2 quality of life of both the informal caregivers and people suffering from dementia.  
R3 A more extensive evaluation has yet to be carried out. However, it did appear that  
R4 patients expected to be able to live independently in their own homes for longer and  
R5 that the system helps to increase their sense of personal safety. At the beginning of  
R6 the project, family members indicated that they had fewer worries (27).  
R7

R8 **Job satisfaction**

R9 Job satisfaction among caregivers was examined in two studies. In one study, no  
R10 significant impact was indicated as a result of the domotica on the workload of the  
R11 caregiver; no negative effect, but no positive effect either (23). In another study it  
R12 was revealed that nightly rounds no longer had to be carried out by the caregivers  
R13 any more, which was viewed as a positive outcome (28).  
R14

R15 **End-user satisfaction**

R16 User-satisfaction among healthcare staff in the nursing home and informal caregivers  
R17 was examined in two studies. The caregivers indicated that they were satisfied with  
R18 the way in which the home automation modules had been personalized for the  
R19 different patients. They also preferred to work with the domotica technology that  
R20 had been installed in the residential care home, rather than without it, because it  
R21 was viewed as a support in the health sector and was very easy to work with (2).  
R22 The study that focused on home-based informal caregivers revealed that they were  
R23 very positive about the use of certain tools such as the video monitor, bed and chair  
R24 sensors, smoke detectors, electronic lock, health telephone line, sound sensors, door  
R25 sensors, permanent camera installations, and movement sensors (26). No problems  
R26 were encountered with the use of the technology; they found the technology easy  
R27 to apply in practice.  
R28

R29 **Functionality of the technology**

R30 All of the studies examined how the technology functioned. The most striking results  
R31 are that the systems are often very expensive and that at the start of the project in  
R32 particular a lot of different technical problems occur, such as the technology not  
R33  
R34

being adequately fine-tuned to the needs of an individual patient. During the course of the project, the technology often works much better because various adjustments have been carried out. It also appeared that different improvements were possible after the start of a project, such as a better picture on a DECT telephone (a telephone frequently used in nursing homes in order to make a call and to see an alarm displayed on the screen of the telephone) or mobile sensors so that furniture can also be moved around in patients' rooms (1, 2, 23-26, 28, 29).

### **Costs and savings**

In three studies the costs and savings of the project were investigated (2, 23, 27). The procurement costs were high. In one study, it was hoped that an annual amount of €64,000 could be saved on the cost of providing night care, however this was not achieved and the number of night-time staff employed remained the same (23). Another study indicated high staff costs as a result of repeatedly having to explain how the technology worked to new staff members. On top of this, the technical staff had to work for 12 to 16 hours each week to solve specific bottlenecks, which also incurs a lot of costs (2). In another study, the dementia patients who took part in the project had already been earmarked for a place in a residential nursing home, although it was possible to continue living at home with the help of technology, nevertheless this meant that the professional caregivers sometimes had to come along between eight or nine times a day, which was a lot more expensive than being admitted to the residential nursing home (27).

## **Discussion**

### **Technology**

The international literature review searched for three categories of technology using the classification drawn up by Lauriks (4). They include the following:

- A. The need for help to cope with the symptoms of dementia
- B. The need for social contact and companionship
- C. The need for monitoring health and personal safety.

R1 In the national studies only the last category was examined: “The need for  
R2 monitoring health and personal safety”. In the Netherlands, this type of project is  
R3 the most advanced, while projects that focus on “The need for help to cope with  
R4 the symptoms of dementia” and “The need for social contact and companionship”  
R5 are hardly ever applied in the Netherlands, or not applied at all. In the Netherlands  
R6 the focus tends to be more on preventing dangerous situations from materializing,  
R7 rather than improving social contact and a sense of well-being.  
R8

R9 This literature review revealed that the technologies frequently used to help with  
R10 ‘The need for help to cope with the symptoms of dementia’ focus in particular  
R11 on supporting day-to-day activities, improving the quality of life and supporting  
R12 the intake of medication. ‘The need for social contact and companionship” often  
R13 concerns the contact between the patient, their family, and the caregivers through  
R14 telecommunication or information networks. Multimedia systems for patients that  
R15 enable one to view photos, listen to music, etc. also play a role here. Finally there  
R16 is ‘The need for monitoring health and personal safety’, which came up in both the  
R17 national and the international studies. In all of the studies it was all about technology  
R18 that could be used to safeguard patients and raise an alarm to alert a professional  
R19 caregiver in a nursing home/informal caregiver whenever a dangerous situation  
R20 arose. In some cases it was also possible to get in touch with the patient during  
R21 the period in which the alarm went off (for example through a speaking/listening  
R22 functionality on the personal alarm).  
R23

### R24 **Methodology**

R25 The majority of the studies focused on qualitative data, not quantitative data and  
R26 the number of patients that took part is relatively small; an average of 12 per  
R27 study (with the exception of 140 and 406 patients in two studies, respectively,  
R28 who are not included in this average). Studies on the behavioural impact factors  
R29 of technology applications among patients with dementia are rare. In the  
R30 Netherlands there is currently no overview of technology applications that are  
R31 being used for people with dementia, nor the effect that these technologies  
R32 could have on them, the professional caregivers who care for them, or their  
R33  
R34

informal caregivers. This article attempts to provide this overview, with the aim of advocating the deployment of technology to help people with dementia.

### **Effects**

The first results from using technology for people with dementia seem promising, although there appear to be different problems during the start-up stage. A few studies show significant improvements with regard to the effects on patient behaviour (patients are less likely to fall down) and the quality of life for both the informal caregivers as well as the patients with dementia. For the informal caregivers, the technology made life easier, ensured that time was saved, stimulated independence and fewer feelings of depression. In addition to this, the user-friendliness of the different technologies is also good; they appear easy to use in practice. Very little research has been carried out in the area of job satisfaction. The national studies show no effects. An international study in this literature review shows definite improvements in job satisfaction for professional caregivers in residential nursing homes who work with supportive technology. The procurement cost of the technologies is usually quite high. The preliminary positive results of this literature review correspond with the results of the review of Lauriks et al. (4).

### **Critical assessment**

Systematic scientific research into the application of technology for people with dementia has been limited, both nationally and internationally. Studies are being carried out, but these are not always evaluated in a scientifically responsible manner, nor are they systematic. Moreover, the studies often fail to show the extent to which the characteristics for a possible control group differ from those of the experimental group. At the moment there is only one study in the Netherlands that was carried out and evaluated with the aid of scientific theories and research. This was carried out in a small-scale residential nursing home; scientific studies in the home situation are lacking. In addition, national studies usually focus on how the technology works and do not include the target group in the development of the technology. Many studies fail to determine the phase of dementia from the participating patient. Research into the job satisfaction levels of the caregivers is also absent. In addition, it remains

R1 unclear whether the technology can ensure the postponement of admittance to a  
R2 nursing home or reduce the number of the patients' visits to the doctor. The latter  
R3 in particular should be the subject of further research. Fewer visits to the doctor  
R4 and the ability to stay at home longer, for instance, will further stimulate the use of  
R5 technology.

R6  
R7 In short, many so-called half-baked products are now being marketed which have  
R8 either not been researched at all, or only superficially researched. To some extent  
R9 this is inevitable with the constant introduction of new technologies. However, it  
R10 is questionable whether implementing a partially-developed technology for people  
R11 with dementia is entirely without risk. Is this ethically sound? For the effectiveness  
R12 of the technology it is important that professional and informal caregivers together  
R13 with the patients themselves are involved with its design from the outset.

R14  
R15 One could also wonder whether the lack of effectual studies is solely linked to the  
R16 technology. There are plenty of technologies on the market that could be applied, but  
R17 it is questionable whether or not the effectiveness of these have been systematically  
R18 and reliably investigated. It is difficult to test the experiences and findings with people  
R19 with dementia. On top of that, qualitative and experimental research is needed to  
R20 measure the effect of technology on the patients' behaviour and well-being. Are the  
R21 methods needed to research this in more detail missing? Or is the technology still  
R22 too sparsely applied in practice? Are ethical questions hampering the application of  
R23 these technologies? All of this should be researched in more detail.

R24  
R25 **Recommendations**

R26 This literature review reveals that not all of the different types of technology can  
R27 be applied arbitrarily to people with dementia. People with dementia represent a  
R28 very specific target group and this should be taken into account, when technology  
R29 is being selected. From the initial development onwards and during the later stage  
R30 of implementation, the technology has to be continuously readjusted until it meets  
R31 the needs of patients and of the informal caregivers and professional caregivers.  
R32 Additional research into the effects of home-based healthcare technology for people  
R33  
R34

with dementia is required. What are the effects of these technologies for the patient and the informal caregiver? What do these people actually need in practice? Which methods are feasible to study the impressions and experiences of people with dementia? This entails a lot more work than the standard market research that usually takes place following the introduction of a new technology. In the following chapters we focus on the evaluation of monitoring and signalling technologies as described in the introduction.

- [R1](#)
- [R2](#)
- [R3](#)
- [R4](#)
- [R5](#)
- [R6](#)
- [R7](#)
- [R8](#)
- [R9](#)
- [R10](#)
- [R11](#)
- [R12](#)
- [R13](#)
- [R14](#)
- [R15](#)
- [R16](#)
- [R17](#)
- [R18](#)
- [R19](#)
- [R20](#)
- [R21](#)
- [R22](#)
- [R23](#)
- [R24](#)
- [R25](#)
- [R26](#)
- [R27](#)
- [R28](#)
- [R29](#)
- [R30](#)
- [R31](#)
- [R32](#)
- [R33](#)
- [R34](#)

## References

1. van der Leeuw JJ. Domotica voor thuiswonende mensen met dementie. Stand van zaken. Utrecht: Vilans,2008.
2. Nouws H, Sanders L, Heuvelink J. Domotica voor dementerenden. De eerste ervaringen in het Leo Polakhuis te Amsterdam en het Molenkwartier te Maassluis. Amersfoort: De Vijfde Dimensie, 2006.
3. van der Leeuw JJ. Ambient intelligent- technologie in de (woon) zorg. Utrecht: Vilans,2007.
4. Lauriks S, Reinersmann A, van der Roest HG, Meiland FJ, Davies RJ, Moelaert F, Mulvenna MD, Nugent CD, Dröes RM. Review of ICT based services for identified unmet needs in people with dementia. *Aging Research Reviews*. 2007;6(3):223-46.
5. Woolham J. Safe at Home. The effectiveness of assistive technology in supporting the independence of people with dementia. London: Hawker publications; 2006.
6. Adlam T, Faulkner R, Orpwood R, Jones K, Macijauskiene J, Buraitiene A. The Installation and Support of internationally distributed equipment for people with dementia. *IEEE Transactions on Information Technology in Biomedicine*. 2004;8(3):253-7.
7. Kinney JM, Kart CS, Murdoch LD, Ziemba TF. Challenges in caregiving and creative solutions: using technology to facilitate caring for a relative with dementia. *Ageing International*. 2003;28(3):295-314.
8. Vilans. Verenigde Staten: Univerisiteit van Florida, Alzheimerwatcher. Utrecht, 2006 [cited 2008 June 5]; Available from: <http://www.domoticawonenzorg.nl/smartsite.dws?id=103539>.
9. Kinney JM, Kart CS. Not quite a panacea: Technology to facilitate family caregiving for elders with dementia. *Technology Innovations and Aging*. 2006;30(2):64-6.
10. Miskelly F. A novel system of electronic tagging in patients with dementia and wandering. *Age and ageing*. 2004;33(3):304-6.
11. Miskelly F. Electronic tracking of patients with dementia and wandering using mobile phone technology. *Age and ageing*. 2005;34(5):497- 518.
12. Orpwood R, Sixsmith A, Torrington J, Chadd J, Gibson G, Chalfont G. Designing technology to support quality of life of people with dementia. *Technology and Disability*. 2007;19(2-3):103-12.
13. Engstrom M, Ljunggren B, Lindqvist R, Carlsson M. Staff perceptions of job satisfaction and life situation before and 6 and 12 months after increased information technology support in dementia care. *Journal of Telemedicine and Telecare*. 2005;11(6):304-9.
14. Lee JH, Kim JH, Jhoo JH, Lee KU, Kim KW, Lee DY, Woo JI. A telemedicine system as a care modality for dementia patients in Korea. *Alzheimer Disease & Associated Disorders*. 2000;14(2):94-101.
15. Duff P, Dolphin C. Cost-benefit analysis of assistive technology to support independence for people with dementia - Part 2: Results from employing the ENABLE cost- benefit model in practice. *Technology and Disability*. 2007;19(2-3):79-90.
16. Cahill S, Begley E, Faulkner JP, Hagen I. Findings from Ireland on the use and usefulness of assistive technology for people with dementia. *Technology and Disability* 2007;19(2-3):133-42.
17. Czaja SJ, Ruber MP. Telecommunications technology as an aid to family caregivers of persons with dementia. *Psychosomatic Medicine*. 2002;64(3):469-76.
18. Mahoney DF. A content analysis of an Alzheimer family caregivers' virtual focus group. *American Journal of Alzheimer's Disease*. 1998;13(6):309-16.

19. Finkel S, Czaja SJ, Schulz R, Martinovich Z, Harris C, Pezzuto D. E-Care: A Telecommunications technology intervention for family caregivers of dementia patients. *American Journal Geriatry Psychiatry*. 2007;15(5):443- 8.
20. Astell AJ, Ellis M, Alm N, Dye J, Campbell J, Gowans G. Facilitating communication in dementia with multimedia technology. *Brain and Language*. 2004;91(1):80-1.
21. Mihalidis A, Carmichael B, Boger J, Fernie G, editors. An intelligent environment to support aging-in-place, safety, and independence of older adults with dementia. *Ubi Health symposium: The 2nd International workshop on Ubiquitous Computing for Pervasive Healthcare Applications*; 2003.
22. Orpwood R, Gibbs C, Adlam T, Faulkner R, Meegahawatte D. The design of smart homes for people with dementia- user interface aspects. *Universal Access in the information society*. 2005;4(2):156-64.
23. Lauriks S, Osté JP, Hertogh CPM, Dröes RM. Effectenonderzoek naar de toepassing van domotica in kleinschalige groepswoningen voor mensen met dementie. Amsterdam: GGD, 2008.
24. Homans H, de Jong R. Opella, ondersteuning op maat. Wageningen: Opella; 2007 [cited 2008 June 6]; Available from: <http://www.imtech.eu/eCache/DEF/5/538.bGFuZz1lbg.pdf>.
25. Vilans. Groepswoningen/ verpleeghuis Lückereheide. Kerkrade2008 [cited 2008 June 6]; Available from: <http://www.domoticawonenzorg.nl>
26. Vlaskamp F, de Vlieger S, Willems C. Pilot Monitoring gedrag. Advies aan Zorggroep Noord Limburg. Hoensbroek: iRv, 2006.
27. van der Leeuw JJ. Pilot met unattended autonomous surveillance (UAS) van TNO. Utrecht: Vilans, 2008.
28. Willems C, Golsteijn-Kramer D. Lifestylemonitoring. Mogelijkheden voor innovaties in de zorg. Hoensbroek: iRv,2006.
29. Willems C, van der Leeuw J, editors. De praktijk: domotica voor thuiswonende mensen met dementie. Evaluatie Leo Polakhuis; 2008; Ede.






## Chapter 3

### **Monitoring technology at home: An evaluation of preventive sensor technology for dementia care**

Chapter 3 is based on: Nijhof N, van Gemert-Pijnen JEWC, Woolrych R, Sixsmith A. An evaluation of preventive sensor technology for dementia. *Journal of Telemedicine and Telecare*. 2013. doi: 10.1258/jtt.2012.120605



**Abstract**

The ADLife preventive technology system is a commercially-available monitoring technology, designed as an early warning system for older people with dementia living at home to detect problems before they require crisis intervention. This paper presents the results of an evaluation of ADLife over 9 months with 14 clients in two healthcare organisations in the Netherlands. A mixed-method approach was used, involving interviews with formal and informal caregivers, researcher observations during project group meetings, analysis of nurse diaries and a cost analysis. Clients and informal caregivers reported enhanced feelings of safety and security as a result of having ADLife installed within the home. The system also reduced the burden of care upon the informal caregiver and provided the potential for supporting older people to live at home for longer. The cost analysis showed savings for clients staying at home with ADLife compared with the costs of staying in a nursing home. For 10 clients living at home two months longer as compared to clients residing in a nursing home, the savings were €23,665, while projected savings for 50 clients were €124,122. A process evaluation highlighted a number of key recommendations for the future design and implementation of the ADLife technology: improving operation and design issues related to the storage and presentation of the system data; better organisational support and education for the formal caregiver; removal of barriers to the widespread adoption of the technology in care delivery.

## Introduction

In 2010 an estimated 35.6 million people worldwide were living with dementia, with projections suggesting that this figure will rise to 115.4 million by 2050 (1). The global costs of providing care and support for those living with dementia in 2010 was 604 billion dollars with informal care (unpaid care provided by families and others) and the direct costs of social care (community care and residential home) contributing a similar proportion of these overall costs (42%), contrasting with direct medical care costs which account for only 16% of total costs (1). There is widespread recognition that innovative approaches are required to meet the demands that will be placed upon formal and informal care systems in the future (2) and to promote the independence and well-being of an ageing population. The emergence of assistive technologies is one such area of development, yet relatively little is known about their effectiveness (3). This is particularly evident with technologies for people with dementia who often have varied and complex needs that require flexible and responsive supports (4). This paper presents the results of an evaluation of the commercially- available ADLife preventive technology system, designed as an early warning system to detect problems before they require crisis or emergency intervention, such as admission to hospital or institutional care.

The ADLife system is installed in the home of the older person and comprises a gateway with an alarm button, three door sensors, electronic usage sensor, bed mat sensor, chair mat sensor and a movement sensor, which registers the pattern of a person's behaviour within the home. The gateway sends this information to a server through an analogue telephone line which can be accessed remotely by a formal caregiver who is able to use the readings to assess the condition of the older person and as a support for clinical decision-making. The formal caregiver from the participating healthcare organization contacts the person with dementia or an informal caregiver (such as a friend or family member) if changes in activity occur which might indicate a problem (5). To our knowledge, this is the first scientific published study evaluating the ADLife system. A case study evaluating the ADLife system has been conducted in the Netherlands, but has not been scientifically published (6). The key findings

R1 were that ADLife had the potential to generate valuable information that could be of  
R2 benefit when supporting those with dementia, but that the interface for healthcare  
R3 professionals to interpret the data needs to be more user-friendly, if it is to become  
R4 an acceptable part of the working practices of formal caregivers.  
R5

R6 Delivering support for those living with dementia brings about specific challenges  
R7 to the older person and those that care for them (7). Currently, generalized service  
R8 provision does not satisfy the more specialized needs of people with dementia and  
R9 their caregivers, which can result in increased distress, loss of skills amongst older  
R10 people and caregiver breakdown (8). Research indicates that technology may provide  
R11 a useful tool for supporting older people within the home environment, reducing the  
R12 care burden on informal caregivers, whilst encouraging patient education and self  
R13 management (9, 10). Current dementia care services often fail to deliver care when  
R14 it is needed, requiring a more customized and flexible approach to service delivery.  
R15 Research has demonstrated that the use of technology within the home environment  
R16 can better support people with dementia and their caregivers through promoting  
R17 independent living, earlier identification of problems and improved self-monitoring  
R18 (9, 11-15). The use of intelligent home monitoring systems has been associated with  
R19 enhanced feeling of safety and security for older people (16).  
R20

R21 Research also suggests that assistive technologies can assist older people in staying  
R22 at home for longer, which is more cost effective than admission into a hospital or care  
R23 facility (17). The largest global evaluation of telecare technologies identified a range  
R24 of benefits, including reduced mortality rates, reduced hospital admission, reduction  
R25 in emergency admissions and reduced tariff costs (18). Despite these benefits,  
R26 concerns remain in respect to individual choice, privacy, risk-taking and the quality  
R27 of the technology, which have implications for policy and practice (19). Despite their  
R28 potential (20), there has been very little empirical evidence to justify the widespread  
R29 adoption of telecare systems (21, 22), particularly in respect to people with dementia.  
R30 Moreover, the market is still undeveloped and the care industry has only recently  
R31 begun to apply recent technological developments to dementia care (23). To partly  
R32 address the research shortfall, the evaluation addressed the following questions:  
R33  
R34

- How was ADLife installed and introduced within the homes of clients?
- How was ADLife introduced within the participating healthcare organization?
- In what ways did the formal caregivers use the ADLife system within their everyday working practices?
- How was ADLife evaluated in relation to the usability of the system?
- What was the impact of ADLife in terms of interventions, well being and cost savings?

The evaluation used a mixed methods approach which involved interviews with informal and formal caregivers, analysis of project group meetings and diaries from two nurses who worked daily with ADLife. The informal caregivers were interviewed at the start, after 3 and after 9 months of using the technology. The formal caregiver was interviewed only once, at the 9 month stage, prior to the end of the evaluation. Analysis of cost savings compared the costs of staying at home with the technology against those costs accrued through a nursing home admission.

## Methods

Van Gemert et al. (2011) provide an eHealth research roadmap that identifies the need for a holistic approach to the research and development of eHealth technologies, including contextual inquiry, value specification, design, operationalization and summative evaluation. This approach suggests that eHealth impact should be determined by the extent to which the intended objectives of the technology are realized. To this end, the evaluation of ADLife focused on (i) *technology uptake*: usage behaviour and usability and (ii) the *technology impact*: care interventions, client well-being, impact upon informal caregivers and cost savings. As ADLife was already an operational system, a summative evaluation of the technology implementation and subsequent operation and maintenance was conducted. This approach was adopted because the introduction and implementation of the technology can have an impact on subsequent usability and acceptability by end-users (24). Data collection at month 3 was undertaken with service users to establish the early barriers and facilitators to the adoption of the system, while further evaluation at month 9 was undertaken with service users and caregivers to also identify its potential benefits and disbenefits.

R1  
R2  
R3  
R4  
R5  
R6  
R7  
R8  
R9  
R10  
R11  
R12  
R13  
R14  
R15  
R16  
R17  
R18  
R19  
R20  
R21  
R22  
R23  
R24  
R25  
R26  
R27  
R28  
R29  
R30  
R31  
R32  
R33  
R34

R1  
R2  
R3  
R4  
R5  
R6  
R7  
R8  
R9  
R10  
R11  
R12  
R13  
R14  
R15  
R16  
R17  
R18  
R19  
R20  
R21  
R22  
R23  
R24  
R25  
R26  
R27  
R28  
R29  
R30  
R31  
R32  
R33  
R34

### **Research design**

A field trial was conducted in the homes of 14 older people with dementia from April to December 2010. The same suite of sensors was installed in each home, at similar locations within the home environment, although exact room layout differed. Two homecare organizations in the Netherlands participated in the evaluation. The first homecare organization was involved in initiating the evaluation (by financing the evaluation and assisting in the design of the objectives), and were part of a project group that also included researchers. This organisation was actively involved in recruiting and interpreting the ADLife client data. The clients recruited from this organization were regularly visited for personal guidance and education on their dementia by the formal caregivers and were also engaged as project group members. The second homecare organization only participated in recruiting clients for the evaluation, and did not participate in the project group or in the interpretation of the data.

### **Study participants**

The inclusion criteria for clients participating in the evaluation was that they currently received homecare (housekeeping, nursing, personal guidance), but they were not all personally known to the formal caregiver who interpreted the data. The clients did not all commence their involvement at the same time as there were delays in recruiting clients from the homecare organizations; three clients commenced later in the project and did not participate for the full trial duration of 9 months (one participated for a duration of 4 months, one for 7 months and one for 8 months). The formal caregivers selected clients diagnosed with dementia with a forecasted expectancy to live at home for a minimum of 9 months. This was a subjective assessment undertaken by the same two formal caregivers interpreting the ADLife data (for the first organization) and by the team leader (for the second organization). The age of the participants ranged from 58 to 87 years with a mean of 78 and the MMSE (1=severe dementia and 30=no dementia) ranged from 13 to 29 with a mean of 23. The fourteen participants consisted of six females and eight males, seven participants were recruited from the first homecare organization and seven from the second homecare organization.

The formal caregivers (two nurses, occupational therapist, specialist elderly care medicine, project manager, technician and research assistant) participated in the project group and reports of their meetings were used as data to determine their opinions of ADLife. Two female nurses who worked daily with the ADLife system were interviewed and asked to keep a diary. Both had a college-level education and each had worked for the organization for 27 years. The project group members were all female, except the technician, two of whom were college-level educated and five were university educated. All formal caregivers, except the technician, had no previous experience of working with sensor technologies.

Fourteen informal caregivers included four partners of ADLife clients (three living in the same house as the client), four daughters, one daughter in law and five sons. Their ages ranged from 35-79 years and gender distribution was eight females and six males. The total number of years spent caring for the client ranged from less than 1 year to 12 years with a mean of 4.2 years.

### **Using ADLife**

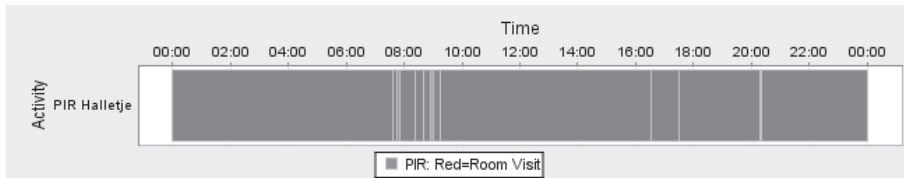
The formal caregivers monitored the ADLife sensor data for six weeks to establish typical daily activity patterns of clients. These typical patterns then allowed the formal caregivers to identify changes which might require an intervention. During this time they received initial training in how to read and interpret the data. Following this, the data were monitored for duration of nine months (trial length) by the formal caregivers. The formal caregiver was required to contact the person with dementia or a nominated informal contact person (friend or family member) if deviations in the normal activities of the client highlighted the need for intervention. Algorithms within ADLife generated a “red alert” to highlight sudden deviations in the thresholds for each client. The data collected from the ADLife system can be seen on the website screenshots in figures 1 and 2. Figure 1 shows daily data for the specific sensors, where darkest grey (normally red) indicates a situation requiring intervention (as can be seen on December 8, 2011 for the movement sensor in the bathroom, row 5), light grey (normally yellow) identifies a potentially emerging situation and middle dark grey (normally green) symbolizes that the data are within an expected threshold for that client. The data for each activity are displayed for both the last 7 days and



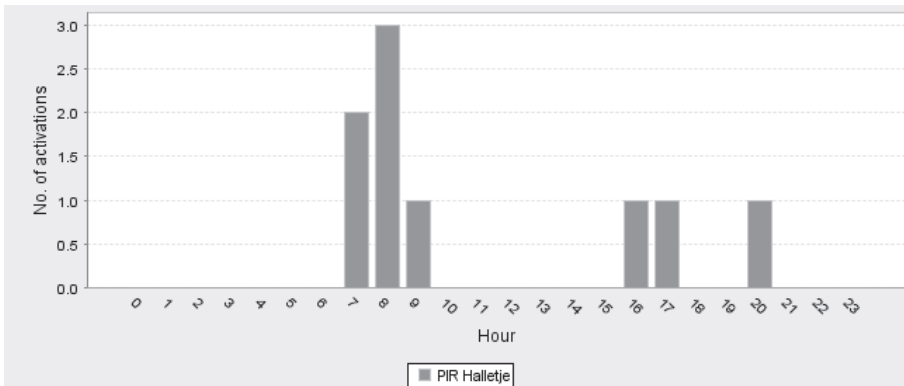
the last 28 days, allowing for a longitudinal interpretation. Figure 2 shows the activity data from one sensor across the duration of one day, providing an example of when a client has been located in the hallway, determined by a movement sensor. Figure 3 is activity from one sensor for different hours which describes the number of activities in the hallway during that time period.

Activity	08-12-2011	last 7 days	last 28 days
PIR Slaapkamer	3.0	5.1	6.2
Bedmat	0.0	4.1	8.6
Senseo Koffiezetter	15.0	13.6	12.1
PIR Badkamer	3.0	4.9	5.9
Voordeur	9.0	6.3	5.6
Tussendeur Kamer/Hal	44.0	40.1	32.4
Koelkast	29.0	17.7	18.1
Bank links	0.0	0.0	0.0
Toilet	11.0	13.4	14.3
PIR Eethoek	20.0	18.6	14.7

**Figure 1** Data screenshot ADLife, dark grey (normally red) =emerging situation, light grey (normally yellow) = slightly emerging situation and middle grey (normally green) =no emerging situation.



**Figure 2** Data screenshot ADLife, with daily activities at a specific time in the hallway.



**Figure 3** Data screenshot ADLife with the number of activities on a specific time in the hallway.

### **Interviews with informal caregivers**

A total of 38 semi-structured interviews were conducted with informal caregivers; 13 of these were undertaken immediately prior to using the technology, 11 follow-up interviews were conducted at or after the three months stage and 14 post-interviews were conducted. As three participants joined the study at a later stage, a decision was made not to conduct the month 1 and month 3 interviews. For one informal caregiver, the interview at month 3 was not conducted due to personal reasons. Undertaking interviews with clients was considered, but not conducted because of the levels of cognitive impairment. However, in some cases the client was present at the interview with the informal caregiver and also contributed to the discussion.

All participants were provided with an information sheet describing the aims and objectives of the evaluation and a consent form was signed where participants agreed for their comments to be used in the publication of the research findings. For those clients engaged in the trial who were unable to provide their consent due to an advanced stage of dementia, their informal caregivers were asked to sign on their behalf. A semi-structured interview guide was used which included the following topics: implementation of ADLife system, usability of the technology, impact on care intervention and effects on well being, as key dimensions defined in the CeHRes roadmap (24). All interviews were tape recorded and transcribed for analysis purposes.

### **Interviews and diaries with formal caregivers**

An interview at the end of the evaluation was conducted with the two nurses that worked with the ADLife system daily, using an adapted semi-structured interview guide from the one used for the informal caregivers but which focused more specifically on the impact of technology on the working practices of caregivers and the usage behaviour of ADLife. All the interviews were tape recorded for analysis purposes. The two nurses were asked to keep a diary of their usage of ADLife, comprising columns for the date, readings for any deviant or abnormal data from the sensors, subsequent contact initiated with client or contact person, action taken as a result and general operational issues (for example if a sensor was not working

R1 or the data were not visible on the website). Nurses were asked to keep records for  
R2 individual clients. As the trial progressed, the nurses did not maintain the use of all  
R3 fields in the diaries due to the level of additional work, but the data were used in the  
R4 evaluation and as a stimulus within the interview situation to discuss specific cases.  
R5

### R6 **Project group meetings**

R7 The researcher was a member of the project group and recorded the key findings  
R8 and action points from the meetings of the group. In total there were 8 project  
R9 meetings over a period of 14 months (the first project group meeting was 4 months  
R10 prior to client recruitment). All the formal caregivers signed a consent form agreeing  
R11 that the content of the meetings could be used in the evaluation and in subsequent  
R12 publications. In these meetings, the evaluation specifically focused on recording  
R13 information related to caregiver experiences whilst using the ADLife system.  
R14

### R15 **Cost analysis**

R16 A key objective of the evaluation was to determine the costs of living at home with  
R17 ADLife, compared with living in a nursing home. Costs (in euro) included:

- R18 - Cost of living in a nursing home. In the Netherlands there is a legally fixed  
R19 price for the expenses of a person with dementia living in a nursing home  
R20 and this figure was used;
- R21 - Cost of purchase and installation for ADLife sensors;
- R22 - Initial fee for activating ADLife (not related to number of clients);
- R23 - Monthly fee for the use of ADLife per client (including troubleshooting  
R24 service);
- R25 - Average monthly cost for homecare per client;
- R26 - Average monthly cost per user (formal caregiver required to interpret the  
R27 data);
- R28 - Average monthly cost of formal caregivers for analysing ADLife data per  
R29 client (number of hours multiplied by the wages of the caregivers).  
R30  
R31  
R32  
R33  
R34

### Data analysis

The interviews with the informal and formal caregivers were thematically analyzed (25), which involved reading the transcripts several times and subsequently identifying and coding recurring themes across the transcripts. A second researcher also coded the interviews to minimize single researcher bias. The notes from the project group meetings and the data from the caregiver diaries were also thematically analyzed. For the cost analysis a number of calculations were undertaken in Excel 2007:

- Total governmental expenses of someone living at home with technology;
- Total governmental or health insurance expenses for someone living in a nursing home;

Comparison between living at home with technology and living in a nursing home:

- Calculations for a comparison of 10 clients up to 150 clients (in increments of 10);
- Calculations for a comparison from 1 month up to 12 months of living at home or in a nursing home;
- Calculations for the use of ADLife at home with increasing costs of homecare.

### Results

The evaluation provided a number of key results: the introduction of ADLife, the usage and usability, the impact on care interventions, the wellbeing of the clients and informal caregivers and the cost analysis.

#### Introduction of ADLife

The research findings indicated that the way in which ADLife was introduced to caregivers and users needed to be improved. As formal caregivers had no prior experience with the system they had problems clearly describing ADLife during the recruitment process. Subsequently, informal caregivers had misconceptions about ADLife which impacted on levels of acceptability:

- Perception that ADLife would work as an alarm, for example when a client falls and needs emergency response, when in reality the system was designed as an advanced, early warning system.

- Perception that the movements of the older person might be visible through real time video images, when in actuality only frequency of sensor activation was recorded. This resulted in two informal caregivers deciding not to participate because they felt the system was too intrusive.
- Being unaware of the minimal costs to the client involved in transferring the client data across the server. Although this was not seen as an issue which would influence their decision to have the system installed, they felt that they should have been informed from the outset.

These results highlight the need to fully inform clients and informal caregivers prior to installation. This could be undertaken by skilled technicians, but it was felt that this information would better come from the formal caregivers, given their role in delivering care and their regular interaction with ADLife. Effective training is required if formal caregivers are to be in a position to reassure clients, address everyday issues and challenge perceptions of privacy and confidentiality and ensure better levels of acceptability.

Informal caregivers also reported a number of issues relating to the presence of ADLife within the home environment. Some clients appeared unsettled by noises and flickering lights from the ADLife base unit, potentially raising concerns about deteriorating health. The informal caregivers felt that a user manual would have been helpful in alleviating concerns and providing information and guidance. This further highlight the importance of patient education. While this could be provided by a technician, it is more meaningful when provided by the formal caregiver, such that the technology becomes more situated in the context within which care is being delivered.

A number of issues were also reported within the project team meetings. The formal caregivers commented that they felt isolated and 'all alone in the project', because other formal caregivers outside the project group were not aware of the ADLife evaluation. This deprived formal caregivers of an outlet to share their experiences and the challenges of being involved in the trial. Whilst it was the responsibility

of the internal project manager to publicize the project across the healthcare, time constraints hindered her progress. This resulted in the feeling amongst formal caregivers that there was little organizational commitment to the project, undermining levels of enthusiasm. Progress was also hindered by members of the project group who had to disengage from the project due to sickness, retirement and lack of time, impacting on the continuity of the evaluation as new participants needed to be orientated to the aims and objectives of the evaluation.

A number of the informal caregivers felt ADLife was unnecessary, because the clients were only experiencing mild forms of dementia and did not require any intervention. However, some caregivers suggested that installing the sensors prior to the onset of more serious dementia was advantageous, as the client had the mental capacity to understand the purpose of the sensors, be more able to gain proficiency in the workings of the system and be in a position to exercise individual choice when agreeing to have the equipment installed. Embedding the system at an early stage has the potential to increase levels of acceptability in the long-term, as opposed to introducing the technology as a reaction to a sudden deterioration and often when the patient is not in a position to 'learn' new technology.

#### **Usage and usability of ADLife**

At the beginning of the evaluation, the formal caregivers experienced difficulties in reading and interpreting the client data. A manual was not available that provided guidelines for how to analyze the data readings and output graphs, and a technician was required to provide extra training, which was judged positively by the nurses.

For most of the 'deviations in data' which required an intervention, the formal caregiver contacted the informal caregiver as opposed to the client themselves. Whilst excluding the client might potentially undermine the autonomy of the older person, informal caregivers were often key stakeholders in the decision-making process. The ongoing communication of patient data between the informal and formal caregivers was an issue discussed in the interviews. Informal caregivers felt more informed when formal caregivers discussed specific client data with them and translated this

R1 information within the context of the clients' condition. Informal caregivers felt that  
R2 this communication could have been a more regular, systematic aspect of the care  
R3 delivery process. However, formal caregivers felt it was inappropriate to share client  
R4 details (regarding their health and well-being) with the informal caregivers, given  
R5 issues of privacy and confidentiality. This raises the broader issue of which individuals  
R6 have access to ADLife data and the extent to which this should be shared across  
R7 different groups to assist in the decision-making process. Whilst the relationship  
R8 between the informal caregiver and the older person is an important aspect of care  
R9 delivery, the sharing of data is a sensitive issue, given that the older person may not  
R10 wish to share personal or private information.

R11  
R12 Formal caregivers reported that the act of interpreting the ADLife data was valuable  
R13 in providing a better understanding of the home context of individual clients. An  
R14 example of this was a client who had a housekeeping service on a specific day, which  
R15 triggered an alert by ADLife. The two nurses reading the data requested information  
R16 from the organization responsible for housekeeping to provide further details on  
R17 their participating clients, so they could better monitor activity in and out of the  
R18 home. Thus, the system had the potential to generate data which stimulated a form of  
R19 enquiry that further strengthened the knowledge of the caregiver, thus establishing a  
R20 more holistic understanding of the client.

R21  
R22 The in-built email alerts provided by ADLife to the caregivers was reported as being  
R23 valuable to ensure continuous monitoring of the older person. Given their time  
R24 commitments nurses were often only able to directly access the ADLife data twice  
R25 per week, and the alerts provided an extra layer of security for the older person  
R26 and ensured a timely response. ADLife had the potential to 'fill the gaps' between  
R27 caregiver visits, furnishing the formal caregiver with information to which they  
R28 previously had no access.

R29  
R30 Formal caregivers suggested possible improvements to the interface of the ADLife  
R31 website which would promote overall usability and included:  
R32  
R33  
R34

- The graphs for each sensor were only visible for the specific day being monitored, whilst the caregivers felt it would have been useful to see data from previous days to identify long-term trends.
- A number of the bars in the graphs were too small, making them difficult to interpret.
- The meaning of some bars was not intuitive, preventing easy readability of the data.

There were a number of initial operational issues which impacted on the reliability and accuracy of the data. The most commonly reported operational issue was that the data were not transferred, resulting in formal caregivers being unable to access information on the condition of the patient, raising the possibility that they would not be alerted to situations which require intervention. Second, continuous transmission of data through the telephone line prevented the client from making outgoing telephone calls. This was a source of frustration and anxiety for a number of clients and was resolved by adding a redundant server, while a restriction was put on the number of attempts for sending the data. Third, a number of the bed mat sensors were particularly sensitive, reporting higher number of bed visits than was the case, and had to be replaced several times before the readings were reliable. Although formal caregivers were able to remove outliers in the data (through their knowledge of the client), this had the potential to generate ‘false positives’, providing caregivers with erroneous data when making important clinical decisions. These ‘teething’ issues created a feeling that the data were unreliable, undermining confidence in using the system as a decision-making tool.

Informal caregivers felt that ADLife would be more useful if it also monitored emergency situations, for example to identify a fall event, rather than as a preventive tool. This would require combining the monitoring of long-term trends with an alarm response system to alert the authorities when in need of assistance. The future development of ADLife may consider the potential to integrate an alarm response system within the existing system architecture, or to combine with existing technologies currently on the market.

R1  
R2  
R3  
R4  
R5  
R6  
R7  
R8  
R9  
R10  
R11  
R12  
R13  
R14  
R15  
R16  
R17  
R18  
R19  
R20  
R21  
R22  
R23  
R24  
R25  
R26  
R27  
R28  
R29  
R30  
R31  
R32  
R33  
R34



R1 Finally, the formal caregivers commented that it would be valuable if clients were able  
R2 to inform them when fluctuations from the typical ADLife data could be expected (for  
R3 example, leaving the house to visit friends for the day). In this way formal caregivers  
R4 would know that they do not have to unnecessarily respond. However, requesting  
R5 input from the user should not challenge the freedom and autonomy of the older  
R6 person such that it creates a feeling of dependency each time the older person  
R7 wishes to leave the home or deviate from 'normal' patterns of activity.  
R8

R9 **Impact of care interventions**

R10 Although not quantitatively proven, formal caregivers in the project group believed  
R11 ADLife could assist those living with dementia to remain at home for a longer period  
R12 of time, as the system provided the possibility for earlier, timely interventions to  
R13 reduce the need for hospital visits and delay admittance to nursing home care. For  
R14 example, when the ADLife data demonstrate that an older person is not cooking  
R15 their own meals independently, then a meal service can be implemented. The formal  
R16 caregivers noted that they were unable to visit and observe clients every day and  
R17 may not be aware of the rapidly changing needs of the older person and an alert  
R18 could provide a prompt recommending early intervention.  
R19

R20 In this project, two 'situations' occurred where ADLife data prompted 'just in time  
R21 care' in contrast to 'just in case care'. In the first situation, a person was identified  
R22 from the sensor data as sleeping in his chair in front of the television instead of his  
R23 bed, prompting informal caregivers to commence a 'bedtime' service. This involved  
R24 calling their father on the telephone to prompt him to go to his bedroom. In the  
R25 second situation a person was identified as not using the salt dispenser, which was in  
R26 the closet with a door sensor, normally the client always used this for cooking. This  
R27 identified that the person was not eating hot meals anymore. This prompted the  
R28 caregivers to implement a meal service for the client. Thus, ADLife data combined with  
R29 the experience of both the formal and informal caregiver prompted interventions to  
R30 address the deteriorating condition of the client. Conversely, the formal caregivers  
R31 mentioned that if a person can prepare their own meals and the sensors show  
R32 evidence of this, then it would be possible to discontinue the meal service. Thus,  
R33  
R34

ADLife has the potential to support the person-centred needs of the older person, tailoring service provision to the emerging needs of the client and not one that perceives dementia as a deteriorating condition. However, ADLife is not a failsafe system and its limits have to be recognised. For example, there was a situation (client did not drink enough and became dehydrated) which became urgent, but which was not recognized by the ADLife system.

### **Impact on well-being**

Whilst concerns of privacy were expected to be raised as a result of the visibility of sensors within the homes of the clients, informal caregivers reported that most clients were not aware of the sensors in the home, even when they witnessed the installation. They reported that the small size of the ADLife sensors ensured that they quickly became an acceptable feature of the home environment immediately following installation. For those clients who were aware of the sensors, ADLife afforded a sense of safety and security, knowing that they were being monitored by the formal caregiver and that the caregiver was in a position to respond if there was any notable deterioration in condition.

A particular concern amongst clients and caregivers is that dementia is characterized by periods of forgetfulness which can compromise health and well-being. One of the clients, who was conscious that she experienced episodes of forgetfulness, often failed to remember to undertake important everyday tasks which were important, for example taking medication or remembering to eat. Having a system which alerted caregivers to deteriorations in condition provided the client with a perception that there was an additional 'security net', which was continuously monitoring him. Whilst this can be deemed a positive feature of the system, further work is necessary to determine if this may be a disadvantage over time, if the older person develops an over-reliance upon the system as opposed to acting independently. However, ensuring that older people are supported within their home was seen as integral to older people retaining a sense of personhood, providing a private domain to express their freedom and autonomy. If ADLife could provide an useful tool in helping people to remain at home (with a sustained quality of life and high standards of service

R1  
R2  
R3  
R4  
R5  
R6  
R7  
R8  
R9  
R10  
R11  
R12  
R13  
R14  
R15  
R16  
R17  
R18  
R19  
R20  
R21  
R22  
R23  
R24  
R25  
R26  
R27  
R28  
R29  
R30  
R31  
R32  
R33  
R34

delivery) then this was seen as beneficial to the welfare of the older person.

***Impact on well-being of the informal caregiver***

In addition to the safety and security benefits highlighted by formal caregivers and clients, the informal caregivers reported that ADLife alleviated their anxieties and concerns when they were not able to undertake personal visits or make telephone calls. Although the caregivers did not report a reduced burden of care, the system was seen as supportive to the tasks they carried out, freeing up their time to engage in activities and tasks that were restorative of their well-being. One of the caregivers mentioned that she felt more comfortable spending time outside, for example shopping or visiting a friend. Another informal caregiver reported that they would feel more comfortable going away on holiday, knowing that the formal caregivers were assisted with ADLife and could monitor the client in their absence. This reduced the necessity for informal caregivers to make contact with the clients everyday, reducing the demands on their time and alleviating worry. However, further investigation is required to establish if the use of ADLife would reduce visits from friends and family members, and the impact that this will have on the overall well-being of the older person given the importance of face-to-face social contact. ADLife appeared to have no direct impact on supporting caregivers with those care giving tasks which caused the greatest burden, such as grocery shopping, contacting service providers, and managing the clients' finances. One of the caregivers reported that in some circumstances ADLife may even provide an extra burden of care, given that the sensors might detect certain situations where additional care was required, requiring further caring responsibility.

A number of the caregivers commented that they valued the extra information provided from the ADLife sensors, providing them with additional information through which they were able to establish a more nuanced understanding of the activity patterns and conditions of the person they were caring for. For example, to identify if the person they are caring for is as active as they say, using the ADLife system as a form of validation to confirm self-reports by the older person. Others used ADLife to provide more specific information on behaviours and movements as

related to the condition of the older person. For example the number of times that one of the clients living with prostate cancer had frequented the toilet during the day. While ADLife can provide a more holistic picture of health and well-being of the older person, it also has the potential to engender further interventions through the information it generates, which may not be deemed desirable by the older person themselves.

Other caregivers reported that the person they were caring for did not experience any situations which directly required an intervention. However, they did feel that the system could potentially be useful if the state of dementia of the client was to deteriorate, requiring closer monitoring and more frequent intervention. For one client, the ADLife system highlighted deteriorations in health status and condition, such as a disturbed sleep rhythm, which might provide a useful piece of information in deciding when it was appropriate to admit the client to a nursing home. This demonstrates that assistive technologies can be powerful decision-making tools in their own right, yet also highlights the potential dangers arising from decisions that are based solely on the output from the technology, rather than balanced decision-making which considers the needs and rights of the older person.

### **Cost analysis**

The cost analysis indicated savings for clients remaining at home with technology compared with admission to a nursing home (Table 1). The cost calculation comprised:

**Costs at home with technology:** *Purchase and installation (2597.75) \* Number of clients + Onetime fee (1300) + Monthly fee ADLife and homecare (2788.69)\* Number of clients\*Number of months + Monthly cost formal caregiver (70.59)\* Number of clients\*Number of months + Monthly costs for user (1 person) (74.17)\* Number of months = Final costs living at home with homecare and technology.*

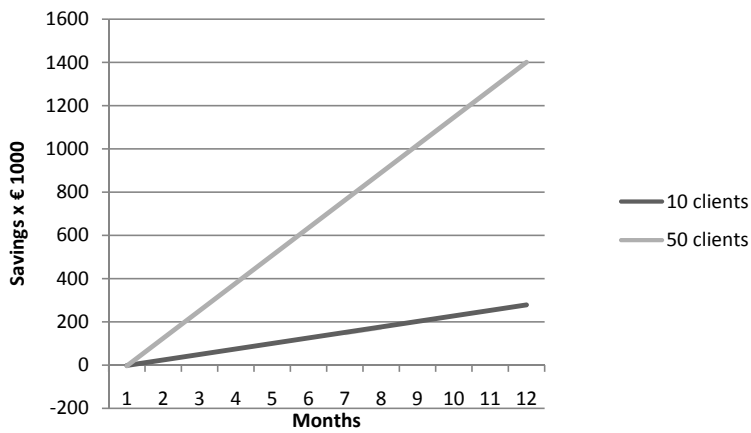
### **Minus**

**Costs of nursing home:** *Monthly cost per client \* Number of months.*

**Table 1** Cost (in euro) for staying at home with technology versus staying in nursing home

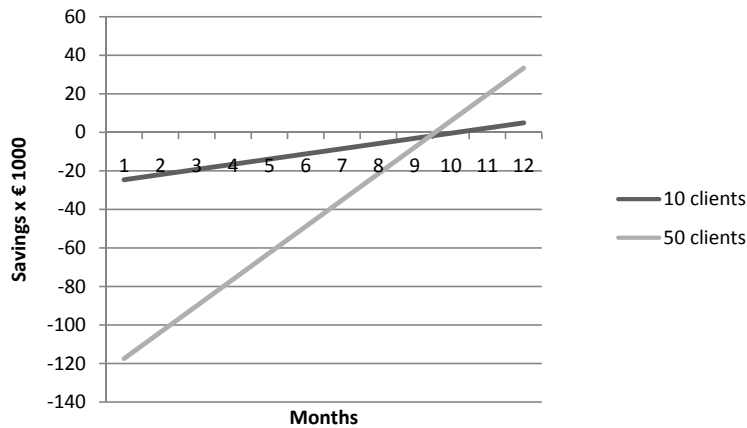
At home		Nursing home	
Type	Cost in euro	Type	Cost in euro
Purchase and installation ADLife per client	2597.75 (one time cost)	Monthly fee per client	5413.86
Onetime fee for starting with ADLife (not related to number of clients)	1300		
Monthly fee ADLife per client (including troubleshooting service)	67.50		
Average monthly cost for homecare per client	2721.19		
Average monthly cost per user (person reading out the data). In this project 1 person.	74.17		
Average monthly cost formal caregivers for using ADLife per client	70.59		
	<i>Subtotal per client: 2597.75 onetime fee 4233.45 per month</i>		
	<b>Total: 2597.75 (one time) + 4233.45 (per month) +1300 (one time fee not related to number of clients)</b>		<b>Total: 5413.86</b>

Compared to staying in a nursing home, for 10 clients living at home with ADLife for duration of two months, the savings were €23,665, while for 50 clients the savings were €124,122 (Figure 2). The black line demonstrates the forecasts for 10 clients and the grey line for 50 clients. On the y-axis, the amount of savings in euro can be seen and the x-axis displays the number of months living at home as opposed to the nursing home.



**Figure 4** Cost for staying at home minus staying at a nursing home (y-axis=savings in euro and x-axis=months)

If the quantity of home care has to be increased (given an expected deterioration in condition as the person ages), there will eventually be a breakeven point at which a nursing home is less expensive than the private home. For example, if a client in the Netherlands receives 15 hours of homecare, 4 hours of housekeeping service, 3 hours of personal guidance and visits to a day-care centre totalling 20 hours a week, this will result in approximately €5000 of monthly care. This approximates the maximum which can be spent on homecare before a nursing home becomes more cost effective. With this amount of homecare, the cost savings for 10 clients can only be reached after a duration of 10 months staying at home compared to living in a nursing home (as can be seen in figure 5). If the homecare expenses increase above the €5000 a month it will be more cost effective for an older person to be admitted into a nursing home.



**Figure 5** Cost for staying at home with €50000 homecare in a month minus staying at a nursing home (y-axis=savings in euro and x-axis=months)

## Discussion

Overall this evaluation demonstrated promising results for the adoption of ADLife within the homes of older people living with dementia and the potential of the system to act as a supportive decision-making tool for formal and informal caregivers. The evaluation indicates that ADLife has considerable potential in supporting people with dementia through increased feelings of safety and security for the client and through ongoing monitoring of the condition of the older person, which is comparable with results of other studies in the field of dementia and technology (9, 11-16). As evidenced in other research (6), ADLife provides a potentially useful tool to assist in the decision-making process to enable older people with dementia to remain at home for a longer period of time, through the provision of an early warning system to detect a situation before it requires emergency intervention. ADLife provided the potential to deliver more personalized care and achieve cost savings when compared to costs of staying in a nursing home. These savings are more pronounced when projected for an increased number of clients or when clients use ADLife over a longer period of time. However, the literature on ageing-in-place suggests that the home environment is a locus of meaning for the older person, as a place where they can retain a sense of independence and well-being (17). The privacy of older people living

at home may be compromised through the use of monitoring technologies (19), as the ways in which the information was generated, shared and made visible to others was a concern. Those responsible for commissioning care should consider both the cost and well-being benefits of technology, when evaluating its efficacy.

The issue of innovation and deployment of technologies such as ADLife also emerged as a key issue. Technology adoption requires top-down support from the homecare organization to provide formal caregivers with the capacity and flexibility to integrate ADLife within their everyday working practices. Technologies have the potential to change the care delivery process, and formal caregivers need the freedom within their role to 'learn' how to best utilize the technology such that it yields efficiency savings and becomes an integral part of the care delivery routine. Organizational commitment is also required to 'push' the technology, such that it is seen by formal caregivers, clients and informal caregivers as key component of care and is more deeply embedded in the culture of supporting older people.

In addition to organizational support, there were a number of operational and design issues which needed to be resolved before the system could be introduced and relied upon as a decision-making tool. Firstly, the data need to be presented in a way that it can be easily interpreted by formal caregivers. Formal caregivers need to be actively involved in determining the ways in which data are presented to them, in a format which supports their time constraints and the requirement to receive mobile updates of the condition of a patient whilst 'on the move'. Secondly, formal caregivers need to be appropriately up skilled such that they are in a position, where they can make best use of the client data and translate the information into action. To facilitate this, the role of the formal caregiver needs to be revisited, as they have a role to play as 'educator' to the informal caregiver and client. Thirdly, the information provided needs to be more closely aligned to the everyday concerns and decision-making requirements of formal and informal caregivers. For example, informal caregivers themselves reported that the ADLife system would function more effectively if it also incorporated an alarm response system in the event of a fall or situation requiring emergency intervention. The current iteration of ADLife



R1 may be perceived as technology driven, as opposed to being built around the needs  
R2 of the actors and stakeholders. A closer fit could be achieved through utilizing the  
R3 holistic framework of Van Gemert et al. (2011) where the various stakeholders are  
R4 involved at all stages of product application and development (24). Future iterations  
R5 of ADLife should consider further user involvement to ensure that the product is  
R6 deeply rooted in the experiences of the various actors involved in delivering care to  
R7 the older person.  
R8

R9 While the results of the evaluation provide strong indications of the benefits of  
R10 ADLife, the study had a number of limitations. Firstly, it did not provide quantitative  
R11 evidence that ADLife could assist older people to avoid nursing home admission  
R12 and a longitudinal study is required to assess these benefits over time. Secondly,  
R13 the cost analysis was limited to a simple comparison of costs between homecare  
R14 and care delivered in a care facility. The study did not include mandatory personal  
R15 contributions under the Dutch system, the costs of informal care provision for those  
R16 people who live at home, or implementation costs which will vary across different  
R17 jurisdictions. Thirdly, the evaluation relied on the accounts of formal and informal  
R18 caregivers and future work should attempt to include the perspectives of clients,  
R19 even when they have dementia (26). Finally, it would have been beneficial to  
R20 systematically collect data on the ‘traffic light’ system (red-yellow-green) used to  
R21 alert emerging situations for clients. These data would help in establishing the extent  
R22 to which clients maintained within the stable areas of green and yellow, as well as  
R23 documenting the ability of ADLife to highlight crisis situations and the subsequent  
R24 responses. This would provide evidence for the potential of ADLife in terms of keeping  
R25 people at home, preventing crisis interventions and subsequent cost benefits. The  
R26 present study provides an excellent platform for further research on ADLife, which  
R27 should include a larger cohort of participants and in-depth analysis of costs to  
R28 establish the benefits/disadvantages of using such technologies in dementia care.  
R29 Funding has been granted to broaden the work detailed in this paper, specifically to  
R30 expand the scope and timescales of the evaluation. The evaluation methodology will  
R31 be refined in light of the study limitations detailed above.  
R32  
R33  
R34

**Acknowledgements**

*Thanks to the healthcare organization “Bruggerbosch”, “de Posten” and the company Focus Cura BV for their support in conducting this evaluation.*

R1  
R2  
R3  
R4  
R5  
R6  
R7  
R8  
R9  
R10  
R11  
R12  
R13  
R14  
R15  
R16  
R17  
R18  
R19  
R20  
R21  
R22  
R23  
R24  
R25  
R26  
R27  
R28  
R29  
R30  
R31  
R32  
R33  
R34

## References

1. Wimo A, Prince M. World Alzheimer Report. London: Alzheimer's Disease International, 2010.
2. Bharucha AJ, Anand V, Forlizzi J, Dew MA, Reynolds CF, Stevens S, Wactlar H. Intelligent Assistive Technology Applications to Dementia Care: Current Capabilities, Limitations and Future Challenges. *American Journal of Geriatric Psychiatry*. 2009;17(2):88-104.
3. Wherton J, Monk A. Technological opportunities for supporting people with dementia who are living at home. *Journal of Human Computer Studies*. 2008;66(8):571-86.
4. Cash M. Assistive technology and people with dementia. *Reviews in Clinical Gerontology*. 2003;13(4):313-9.
5. Tunstall. ADLife An Activities of Daily Living (ADL) monitoring Yorkshire: Tunstall UK; 2009 [cited 2011 December 21]; Available from: [http://www.tunstall.co.uk/assets/literature/solution%20sheets/adlife\\_solutions\\_sheet.pdf](http://www.tunstall.co.uk/assets/literature/solution%20sheets/adlife_solutions_sheet.pdf).
6. Willems C. Team 290 Lifestyle Monitoring. Utrecht, The Netherlands: Vilans; 2009 [cited 2011 December 20]; Available from: <http://www.domoticawonenzorg.nl/smartsite.dws?ch=def&id=134101>.
7. Brown J, Hillan J. Dementia. Edinburgh: Churchill Livingstone; 2004.
8. Bamford C, Bruce E. Defining the outcomes of community care: the perspectives of older people with dementia and their carers. *Ageing and Society*. 2000;20(5):543-70.
9. Cahill S, Begley E, Faulkner JP, Hagen I. "It gives me a sense of independence"- Findings from Ireland on the use and usefulness of assistive technology for people with dementia. *Technology and Disability*. 2007;18(2-3):133-42.
10. Carswell W. A review of the role of assistive technology for people with dementia in the hours of darkness. *Technology Health Care*. 2009;17(4):281-304.
11. Lauriks S, Reinersmann A, van der Roest HG, Meiland FJ, Davies RJ, Moelaert F, Mulvenna MD, Nugent CD, Dröes RM. Review of ICT based services for identified unmet needs in people with dementia. *Ageing Research Reviews*. 2007;6(3):223-46.
12. Nijhof N, van Gemert-Pijnen JEWC, Dohmen D, Seydel ER. Dementie en technologie. Een studie naar toepassingen van techniek in de zorg voor mensen met dementie en hun mantelzorgers. *Tijdschrift voor Gerontologie en Geriatrie*. 2009;40(3):113-32.
13. Topo P. Technology studies to meet the needs of people with dementia and their caregivers. A literature review. *Journal of Applied Gerontology*. 2009;28(5):5-37.
14. Duff P, Dolphin C. Cost-benefit analysis of assistive technology to support independence for people with dementia - Part 2: Results from employing the ENABLE cost- benefit model in practice. *Technology and Disability*. 2007;19(2):79-90.
15. Cahill S, Macijauskiene J, Nygård AM, Faulkner JP, Hagen I. Technology in dementia care. *Technology and Disability*. 2007;19(2-3):55-60.
16. Sixsmith A. An evaluation of an intelligent home monitoring system. *Journal of Telemedicine and Telecare*. 2000;6(2):64-72.
17. Tinker A. Housing for elderly people. *Reviews in Clinical Gerontology*. 1997;7(2):171-6.
18. Department of Health. Whole system demonstrator project: headline figures. 2011 [cited 2012 January 23]; Available from: [http://www.dh.gov.uk/en/Publicationsandstatistics/Publications/PublicationsPolicyAndGuidance/DH\\_131684](http://www.dh.gov.uk/en/Publicationsandstatistics/Publications/PublicationsPolicyAndGuidance/DH_131684).
19. Percival J, Hanson J. Big brother or brave new world? Telecare and its implications for older people's independence and social inclusion. *Critical Social Policy*. 2006;26(4):888-909.

20. Kubitschke L, Cullen K. ICT and Ageing European Study on Users, Technologies and Markets. European Commission; 2010 [cited 2012 June 6]; Available from: [http://www.ict-ageing.eu/ict-ageing-website/wp-content/uploads/2010/D18\\_final\\_report.pdf](http://www.ict-ageing.eu/ict-ageing-website/wp-content/uploads/2010/D18_final_report.pdf).
21. Barlow J, Singh D, Bayer S, Curry D. A systematic review of the benefits of home telecare for frail elderly people and those with long-term conditions. *Journal of Telemedicine and Telecare*. 2007;13(4):172-9.
22. Meyer I, Muller S, Kubitschke L. AAL markets: knowing them, researching them. Evidence from European Research. In: Augusto JC, Huch M, Kameas A, Maitland J, McCullagh P, Roberts J, Sixsmith A, Wichert R, editors. *Handbook on AAL for Healthcare, Well-being and Rehabilitation*. Amsterdam: IOS press; 2012. p. 346-68.
23. Sixsmith A. New technologies to support independent living and quality of life for people with dementia. *Alzheimer's Care Quarterly* 2006;7(3):194-202.
24. Van Gemert-Pijnen JEW, Nijland N, Ossebaard HC, van Limburg AH, Kelders SM, Eysenbach G, Seydel ER. A holistic framework to improve the uptake and impact of eHealth technologies. *Journal of Medical Internet Research*. 2011;13(4):e111.
25. Braun V, Clarke V. Using thematic analysis in psychology. *Qualitative Research in Psychology*. 2006;3(2):77-101.
26. Sixsmith A, Hammond M, Gibson G. Quality of Life and dementia. In: Vaaram M, Pieper R, Sixsmith A, editors. *Care-related Quality of Life in Old Age*. New York: Springer; 2008. p. 217-33.

R1  
R2  
R3  
R4  
R5  
R6  
R7  
R8  
R9  
R10  
R11  
R12  
R13  
R14  
R15  
R16  
R17  
R18  
R19  
R20  
R21  
R22  
R23  
R24  
R25  
R26  
R27  
R28  
R29  
R30  
R31  
R32  
R33  
R34



# Chapter 4

## Monitoring technology residential care:

### **How assistive technology can support dementia care: a study about the effects of the IST Vivago watch on patients' sleeping behavior and the care delivery process in a nursing home**

Chapter 4 is based on: Nijhof N, van Gemert-Pijnen JEW, de Jong GEN, Ankone JW, Seydel ER. How assistive technology can support dementia care: a study about the effects of the IST Vivago watch on patient's sleeping behavior and the care delivery process in a nursing home. *Technology and Disability*. 2012; 24 (2): 103-115. doi:10.3233/TAD-2011-0339



**Abstract**

In this study, patients with dementia who exhibited a disturbed sleep/wake rhythm wore a special watch which measured their sleep/wake rhythm. The main purpose of this study was to gain insights into the effects of the watch on the sleep/wake rhythm and on the care delivery process of patients with dementia. The research questions focus on the introduction of the watch, its usage and usability, the interventions that have been taken based on using the watch and the effects of the watch on the sleeping behaviour of the patients. These questions were answered by means of a mixed methods design: monitoring data about the sleep/wake rhythm, keeping a diary about usage and care interventions related to the monitoring data; observations, and in-depth interviews with caregivers about the implementation and usage of the watch. It can be concluded that the watch has the potential to improve the sleeping behaviour and the care delivery process. However, if the effects are to be up scaled, a supportive infrastructure and adequate communication channels and conditions for implementation, such as the possibility to try the technology, will be required at first.

R1  
R2  
R3  
R4  
R5  
R6  
R7  
R8  
R9  
R10  
R11  
R12  
R13  
R14  
R15  
R16  
R17  
R18  
R19  
R20  
R21  
R22  
R23  
R24  
R25  
R26  
R27  
R28  
R29  
R30  
R31  
R32  
R33  
R34

## Introduction

The use of technology for people with dementia has received a lot of attention in recent years due to the rapid rise in the number of people being diagnosed with dementia. Worldwide, an estimated 35.6 million people suffered from dementia in 2010. By 2050 an increase of 115.4 million is expected. In 2010 57.7% of all people with dementia are expected to live in low and middle-income countries, rising to 70.5% in 2050. The global costs for dementia in 2010 were 604 billion US dollars (1).

Sleeping problems are common for people with dementia. Ancoli-Israel (2005) reported that patients with dementia have increased sleep fragmentation (periods of being awake), longer sleep onset latency (length of time from wakefulness to sleep), decreased sleep efficiency (minutes of sleep compared with minutes of being in bed), decreased total sleep time (hours of sleep), and decreased slow wave sleep (deep sleep). These changes in sleep result in excessive daytime sleepiness, night-time wandering, confusion and agitation (sun downing)(2). When compared to patients who live in their own homes, patients who live in a nursing home have an even poorer quality of sleep, longer sleep onset, more phase-advanced sleep periods, and a higher use of sedative-hypnotics (3). The psychological and medical causes for sleeping problems among people with dementia are not only related to the illness, but are also linked to getting older (4). Poor sleep patterns correlate with issues such as health complaints, mental problems, a poorer subjective quality of life, and an increased risk of having an accident or falling down (5-7). Support for these sleeping problems is still urgently needed; one possible solution could be the supportive use of technology.

Different studies show that technology can be supportive in caring for people with dementia (8-13). Nijhof et al. conducted a literature review in 2009 into how different kinds of technology can support dementia care. The technologies used to support dementia care can be divided into monitoring, signalling and social contact technology for people with dementia. It can be concluded that technology can significantly improve the quality of life and safety of patients with dementia (such as

R1  
R2  
R3  
R4  
R5  
R6  
R7  
R8  
R9  
R10  
R11  
R12  
R13  
R14  
R15  
R16  
R17  
R18  
R19  
R20  
R21  
R22  
R23  
R24  
R25  
R26  
R27  
R28  
R29  
R30  
R31  
R32  
R33  
R34



less falling down). Effects related to supportiveness in the caregivers' work in a social care setting have not been researched in any great detail in these studies (10).

The limitation of the studies mentioned in this review is that they only deal with small groups of patients. On top of this, the studies often focus on the end-users' satisfaction with the technology used, but not on the overall impact the technology has on the organization of care and fulfilling the needs of the patients, their informal caregivers and the professional caregivers. The overall conclusion that can be drawn from the reviews is that the majority of projects are too technology-driven, a mismatch exists between dementia patients' needs and the existing technologies, and that there is an even worse implementation strategy for the use of the technology in the nursing home.

Despite the shortcomings of the above-mentioned studies, the use of technology in the field of caring for patients with dementia is necessary because of the growing number of patients and the dwindling number of healthcare professionals. The use of technology for vulnerable people in particular should be the focus area in eHealth research. The gaps in existing eHealth research in general can be found in the field of 'missing best practice guidelines', for the effective development and absence, of any deployment strategies. There are a lot of ongoing eHealth initiatives, but the number of evaluations being generated is rather small (14-16). Next to the evaluation of an eHealth application, in the view of van Gemert et al. (2011) the development of eHealth is intertwined with implementation. Implementation must be taken into account right from the start, but upcoming implementation issues should also be accounted for in the subsequent stages. The usability has his impact on the use of the system also (17).

When looking into the research gaps described above in more detail, this research specifically examines the subjects of these gaps in a study that focused on people with dementia. Given the aforementioned limitations, this study therefore focused on the critical factors required for creating a match between technology, its users and the context of usage (14, 16, 18-20). The focus in this research is how the watch has been implemented and used, as well as the preliminary effects of the watch (21).

The technology used in this specific study is a monitoring technology: the IST Vivago watch as mentioned by Nijhof et al. (2009). It measures the sleep time, sleep periods and circadian rhythm of the person who is wearing the watch. The Vivago watch has been used before in several studies to measure whether the watch was comparable with polysomnography and actigraphy; it showed comparable results (22, 23). In an earlier study with the IST Vivago watch, a comparison was made between nursing home residents who did not suffer from dementia and those who did, because people with dementia often have sleeping problems. The residents with dementia were found to have a lower daytime activity ( $p= 0.05$ ) and higher nocturnal activity ( $p= 0.015$ ) than those without dementia (24). To the best of our knowledge, no studies have been carried out to date regarding the implementation of the watch and the effects on the healthcare delivery process. This study will focus on these subjects using the following research questions:

- How was the watch introduced in the nursing home?
- How was the watch used by patients and caregivers?
- How was the usability of the watch and the system judged by the caregivers?
- What kind of interventions did the caregivers carry out as a direct result of using the watch?
- What kind of effects were observed relating to the effect on sleeping behaviour and the care delivery process?

## Methodology

### System description

In this research monitoring technology for patients with severe dementia who were living in a nursing home has been used. As these patients are not capable of using advanced technologies themselves, the technology should serve as an aid for the caregiver and should not entail too much extra work. To date, the technology from the IST Vivago Watch seems to be the most appropriate option. The Vivago watch, as can be seen in figure 1, measures micro (by wrist muscles) and macro movement, skin temperature, skin conductivity and can also function as a social alarm system.

R1  
R2  
R3  
R4  
R5  
R6  
R7  
R8  
R9  
R10  
R11  
R12  
R13  
R14  
R15  
R16  
R17  
R18  
R19  
R20  
R21  
R22  
R23  
R24  
R25  
R26  
R27  
R28  
R29  
R30  
R31  
R32  
R33  
R34



**Figure 1** IST Vivago watch

The micro and macro movement measures the sleep/wake rhythm. An accelerometer is embedded into the system. This is a sensor which measures the acceleration of the wrist and the time-frame of this acceleration. The Vivago watch measures this with a frequency of 33 times per second. This creates a curve which is opposed to a calibration from 0 to 100%. This calibration is created by an auto-learning algorithm which recognizes a patient's sleep pattern, their waking hours and their movements after 4 weeks.

The computer system contains several options for activating the different functions of the watch and to monitor the data it collects. In this study the only function used was the measurement of the sleep/wake rhythm for people with dementia. The social alarm system was not used because the nursing home wanted to focus on one aspect at that time. The watch gives the following measurements for monitoring: sleep period (periods asleep), sleep time and circadian rhythm (index night activity/index mean activity). To use the Vivago watch it is necessary to have the watch, the software, a receiver and the technical installation that comes with it. The watch itself costs around €315 and the total technical installation will cost around €1000. These

costs are only the costs of the technology itself. To implement it in the organization, an agreement of approximately 100 working hours for an external project manager was made. This became 140 hours. The project manager had to spend more hours than planned in order to successfully introduce the Vivago watch into the nursing home. This was mainly due to a missing internal project leader within the nursing home because of an internal re-organization. The nursing home met the expenses of the technology system.

### Research design

A mixed methods design was used. Firstly, a qualitative approach was used to collect in-depth information through observations, interviews and a diary. For the quantitative approach the monitoring data collected by the watch have been used. The research questions were answered using several methods.

- How was the watch introduced to the nursing home?  
*Interviews*
- How was the watch used by patients and caregivers?  
*Diary, observations and interviews*
- How was the usability of the watch and the system judged by the caregivers?  
*Diary, observations and interviews*
- What kind of interventions did the caregivers carry out as a direct result of using the watch?  
*Diary and interviews*
- What kind of effects were observed relating to the effect on sleeping behaviour and the care delivery process?  
*Diary, interviews and monitoring data*

All these methods combined gave an insight into the implementation and effect of technology in a nursing home. The data were linked to each other in the following ways:

- Diary and monitoring data; so if a specific intervention was noted in the diary, the effect of this intervention in the monitoring data was checked.
- Diary and interviews: if an intervention or remark was made and the researcher decided that he/she would like to have more information about it, then it became a question during the interview.
- Interviews and monitoring data: if a specific intervention was mentioned during the interview, the effects were checked by looking in the monitoring data in more detail, in order to see whether someone, for example, slept longer as a result of the intervention.
- Observations and interviews: aspects seen by the researcher during the observation process which needed more clarification were mentioned during the interview.

This selection of data collection methods was chosen because carrying out research with a group of people who suffer from dementia is quite difficult. Directly asking a patient with severe dementia to indicate what he or she thinks and feels about the watch is not possible. So quantitative data was used to monitor the sleeping behaviour from the perspective of patients and qualitative data was used to obtain information about the introduction, usage, interventions and effect on the care delivery process from the perspective of the professional caregivers. The integration of different methods is likely to produce more quality and scope in this research.

### **Sample**

A total of 7 patients (out of 18) in the same department in a nursing home, which consisted of patients with severe dementia, were selected to wear the Vivago watch for a period of 6 months. Patients were selected by the caregivers using the following

inclusion criteria: that they were living in one specific department of the participating nursing home, that they exhibited a disturbed sleep/wake rhythm, and that they had been diagnosed with severe dementia. The exclusion criteria were: permission from the family caregiver was missing or patients refused to wear the watch. One patient kept taking her watch off during night (because this was her normal day-to-day routine) so the watch was given to another patient. It was not possible for the researcher to ascertain the exact stage of dementia from patient-to-patient because the nursing home did not use any psychological tests during the period when the patients were living in the nursing home.

Family caregivers agreed to participate in this study and signed a consent form to that effect. With this consent, family caregivers confirmed that they understood the purpose of the research and agreed to their input being used anonymously in the observations, diary and interviews for research and publication purposes.

The caregivers were selected by their mid-level education. The interviews took place in the caregiver's office.

The study included a 3-month period of using the watch which lasted from November 2008 until February 2009, with continuous monitoring throughout.

### **Data collection instruments**

#### ***Monitoring data***

The data gathered by the watch consisted of data which provide insights into the sleeping and waking rhythm of a person with dementia and, with that, into the effect on their sleeping behaviour. The exact data consist of measuring the sleep/wake rhythm in minutes, the sleep periods in frequencies of periods during which that person was awake, and the circadian rhythm on a scale of 0 to 1. The circadian rhythm measures night activity (22h-8h) divided by the mean activity (6h-24h). For healthy sleepers the outcome is between 0.1 and 0.3, for poorer sleepers the score is between 0.3 and 0.5, for worse sleepers it is between 0.5 and 1.0 and for the poorest sleepers this can even be above 1 (25). The above-mentioned data were saved for a period of 3 months and analyzed using SPSS 16.0 and Excel 2007.

R1  
R2  
R3  
R4  
R5  
R6  
R7  
R8  
R9  
R10  
R11  
R12  
R13  
R14  
R15  
R16  
R17  
R18  
R19  
R20  
R21  
R22  
R23  
R24  
R25  
R26  
R27  
R28  
R29  
R30  
R31  
R32  
R33  
R34

**Diary**

The second method involved having the caregivers keep a diary which provided insights into the use, usability, interventions and effects of using the watch. At the start of the project, the caregiver participated in an initial didactic training course about this diary conducted by the project manager. They were given the diary for a period of three months and were instructed how to fill out the daily log sheets. The diary contained 7 columns; date, name of each individual patient, their sleep time, their sleep period, the circadian rhythm (data from the watch), possible intervention, and remarks about the watch. The caregivers were asked to report the details of all the project participants every morning. The date was given in the format of dd-mm-yy, the name of the patient was their last name, the sleep time was written down in the total number of minutes, the sleep period in the number of periods they were awake, the circadian rhythm could be seen in the log on the computer and the possible intervention or remarks were transcribed in the caregiver’s own words. The project manager contacted the caregivers each month to remind them about the daily logs and encourage them to complete them.

**Observations**

A qualitative and non-participatory observational study was conducted to obtain insights into the use and usability of the watch. The caregiver was observed from 10 am to 4 pm of a normal weekday. The researcher kept a log of events and described them. The observations were based on the research questions, namely subjects such as the use and usability of the watch. The purpose of this observation was to gain a clear insight into the use of the watch in the organization and to do a contextual inquiry.

**Interviews**

Interviews (60 minutes) were carried out by the researcher with 5 caregivers individually to gain insights into all the research questions as a more in-depth method in relation to the other data. An interview session has three stages, orientation, interview and wrap-up. The orientation (approximately 5 minutes) included an explanation about the purpose of the interview, the caregiver could then ask any

questions that they might have and the caregiver had to sign a consent form so the interview could be audio-taped and collect artifacts. After the orientation, the real interview started (approximately 45 minutes). A semi-structured interview scheme was used with questions related to the introduction (how was the introduction and what did they think about this?), actual usage behaviour (is the way the caregiver use the watch, as described in the observation, the normal way?), usability (how do the caregivers perceive the usability of the watch?), interventions and effects (what kind of interventions did they carry out and what were the effects in terms of sleep time, sleep periods, circadian rhythm and the care delivery process?). The last part was the wrap-up part which involved a verbal thank-you and the caregivers being asked if they were interested in seeing the final report.

## **Data analysis**

### ***Monitoring data***

The monitoring data obtained from the IST Vivago watch were analyzed using SPSS 16.0 and Excel 2007, using frequencies for the sleep time in minutes, sleep period in the number of periods (1;2;3, etc.) and circadian rhythm in numbers between 0 and 1; the lower the better (0.1; 0.2 etc.). The data collected through the IST Vivago watch were analyzed in several ways. First of all the mean of the sleeping time was calculated, the mean sleeping periods, and the mean circadian rhythm for all the patients separately for the three months use of the IST Vivago watch. This means gave an impression of the sleep from the persons in this study. Within this calculation the intervention data were excluded, specifically the night *after* the intervention. The interventions were no structural interventions, except one intervention. The intervention of taking someone for a bath is an one-time only intervention. Because of the one-time only frequency of this occurrence it was difficult to analyze the effects of the interventions statistically. For the one-time only interventions we compared the mean with the night results from the night after the intervention. For example, did someone have a better sleep time in the night after taking a bath? These results were compared with the standard deviation for that patient. A t-test was used to compare the means *before* and *after* a specific structural intervention to conclude whether there were any significant differences in sleep-period, sleep time, and circadian rhythm.



R1  
R2  
R3  
R4  
R5  
R6  
R7  
R8  
R9  
R10  
R11  
R12  
R13  
R14  
R15  
R16  
R17  
R18  
R19  
R20  
R21  
R22  
R23  
R24  
R25  
R26  
R27  
R28  
R29  
R30  
R31  
R32  
R33  
R34

### ***Diary***

After a period of 3 months, the data from the diary were analyzed to count the number and type of interventions, including the names of the patients and the dates of the interventions. As noted earlier, the dates of these interventions were linked to the monitoring data. This has been done for a specific patient on the specific date of the intervention to see if the interventions had any effect on the sleep/wake rhythm. The remarks were coded in usage, usability and effects in a coding scheme for the diary.

### ***Observations***

The analysis focused on our reports of the observations. These were analyzed thematically by noting and coding each piece of information in the observation notes and allocating these to the themes of the research (actual usage and usability). This was done by two researchers who discussed and iteratively reviewed the notes into the research questions. This process involved transferring each relevant note in the coding scheme in Excel.

### ***Interviews***

For the analysis of the interviews a coding scheme in Excel has been used. The coding scheme was related to the topics based on the research subjects. The transcripts were read several times in their entirety to capture the experiences of the caregivers and to aid in identifying the coding scheme. Two researchers coded these interviews. In the event of a disagreement, the researchers discussed the categorization of the problems in order to reach consensus.

## **Results**

### **Sample description**

In total, 40% of the people from one single department within this particular nursing home wore the watch. Seven (7) women wore the watch and the average age of the patients was 87 years, with a minimum of 71 and a maximum of 95 years of age. All of them had entered the phase of severe dementia and were identified as bad sleepers by the caregivers.

In total, five (5) caregivers were interviewed after they had used the Vivago watch for a period of 3 months. These mid-level educated caregivers were all woman and the average age was 51 (age range 45-57). They were the caregivers of the people wearing the Vivago watch.

### **Introducing the Vivago watch**

The *interviews* showed us that introducing the watch to the caregivers was planned to take place at a regular team meeting. The project manager from the Vivago watch project was supposed to explain the functionalities of the watch. The caregivers did not know that the presentation would take such **a long time** during their regular team meeting. This was especially the case because the nursing home was in the middle of a re-organization process at that time and the caregivers expected to hear something more about this **re-organization** instead of a protracted presentation about the Vivago watch. Moreover, the project did not start at the right time because of this re-organization. All the caregivers were sceptical at the start of the project: they did not think that the watch could be useful in their care-giving tasks.

From the *interviews* it appeared that several activities were carried out to introduce the watch. Two caregivers became the **opinion leaders** of this project (they were interested in the project themselves) and participated in the project group and received training from the project manager in how to use the watch. These caregivers were the ones who taught the other caregivers how to use the watch.

At the start of the project the caregivers themselves **wore the watch as well**, to let the patients get used to the watch which was judged positively by the caregiver. Every morning the caregivers had to print out the sleep/wake rhythm data for each patient and insert these data **into the healthcare record** of that specific patient. During this stage, the caregivers and patients were introduced to, and began getting used to, wearing the watch and using the computer system for a period of 6 weeks.

In the *interview* the caregiver told us that the patients' family **members were introduced to** the Vivago watch one evening at a face-to-face meeting that was

R1  
R2  
R3  
R4  
R5  
R6  
R7  
R8  
R9  
R10  
R11  
R12  
R13  
R14  
R15  
R16  
R17  
R18  
R19  
R20  
R21  
R22  
R23  
R24  
R25  
R26  
R27  
R28  
R29  
R30  
R31  
R32  
R33  
R34

R1 especially organized for this purpose. The project manager informed the family  
R2 about the watch, after which family members were able to ask questions and give  
R3 permission for their elderly relative to wear the watch.  
R4

#### R5 **Usage of the watch**

R6 The *observations* showed us that at the start of the day the caregivers began by  
R7 writing down details of the monitoring data in the diary. **Every morning they would**  
R8 **walk** down to the ground floor where the computer which contained the monitoring  
R9 data was located, press the “print” button, walk to a different room to get the print-  
R10 out, walk back to their office on the first floor, write down the details of several  
R11 patients, and place a print-out in the healthcare record of the patient in question.  
R12 This way of usage can also be seen in the *diary entries* and *interviews*.  
R13

R14 The *interviews* also showed us that during regular team meetings they **did not discuss**  
R15 the watch or the interventions that were used. Not all the caregivers knew about the  
R16 various interventions that had already been conducted with the different patients.  
R17

#### R18 **Usability of the watch**

R19 In the *interviews* and *diary entries*, the caregivers mentioned that the appearance  
R20 of the Vivago watch is **not user-friendly** and should be improved. At the moment,  
R21 the fact that the Vivago watch is far too big for the small and fragile arms of elderly  
R22 people is often mentioned in the interviews. Furthermore, it was noted down in the  
R23 diary that the watch has a hard strap which irritates the patients’ skin when it comes  
R24 into contact with water under the shower.  
R25

R26 *“The watch was too big: one of my patients has very fragile arms and her blouse*  
R27 *couldn’t go over the watch. She didn’t like this at all.”*

R28  
R29 *“If I would be the designer of the watch I would make it with a normal clock face,*  
R30 *because this is more familiar for elderly people - especially demented people.”*  
R31  
R32  
R33  
R34

“One of our patients thought it was some kind of sports watch. That’s how it looks and so she gave it to her grandchildren. We couldn’t find the watch for a week or so.”

In the case of one patient they changed the strap of the watch to an **‘irremovable’ strap** because the patient kept removing her watch during the night. This intervention did not help because she figured out how she could open the new strap as well.

The *observation* showed us that the actual computer system for generating the data appeared to be **easy to read and interpret** for the caregivers. A screenshot of this computer system can be seen in figure 2, with a zoom-in of the activity curves in the computer system in figure 3. Figure 2 shows the screen the caregivers start from, for printing out the monitoring data, figure 3 shows the specific data of a patient for one week, where the part which is the horizontal stripes under the line is sleeping and the part with the peaks signifies being awake.

4

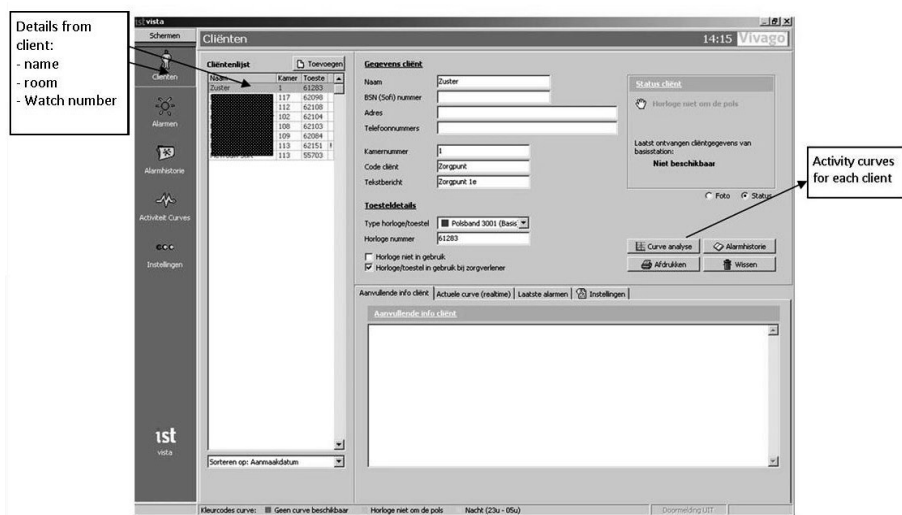
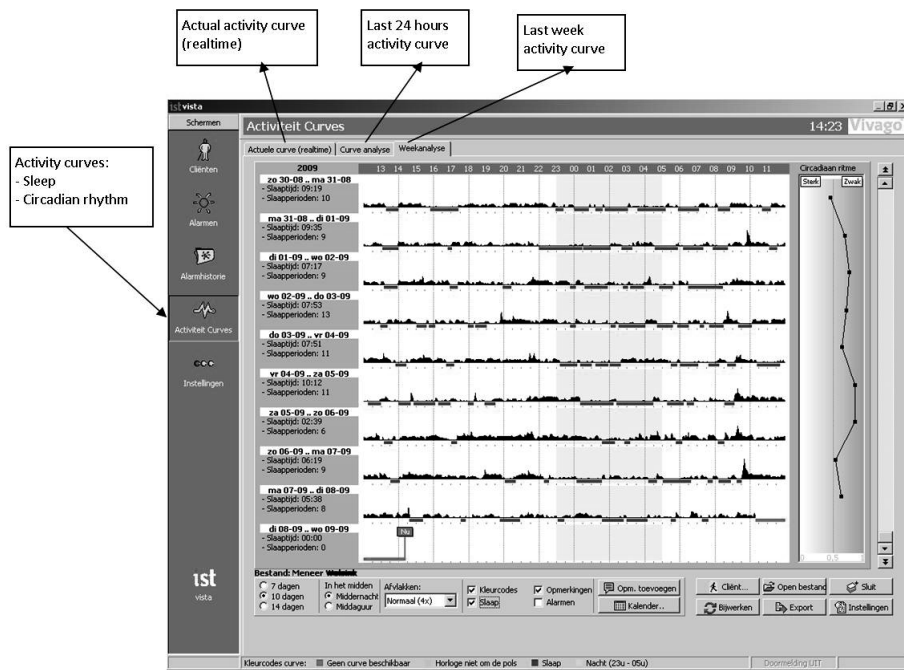


Figure 2 Start-screen of the computer system from the IST Vivago watch



**Figure 3** Activity curves screen (zoom-in screen) of a computer system from the IST Vivago watch

In the *interviews* the caregivers indicated that in the case of another patient, they could not believe that she really did not sleep at all during the night. The caregivers therefore used a **video camera** one night to monitor, whether the patient indeed did not sleep at all. The watch was proved right because the videotape also showed that the patient was not sleeping. The family members of the patient gave consent for this.

In the *interviews*, several caregivers mentioned **the absence of a good environment** for printing out the data. All in all, the computer system itself was good, but the infrastructure was not good, because the system to print out the data or see the data was located downstairs, not at the same level as the department where the patients were wearing the watch.

## Interventions

Caregivers could see from the monitoring data that a patient was not sleeping very well. In the **multidisciplinary meetings** which were specially arranged for the watch between two caregivers, a doctor, a psychologist and the project manager, several interventions were discussed. In some cases the caregivers asked the patient's family members about specific details, for example about their normal sleeping position when they were still living at home.

If the interventions were approved at the multidisciplinary meeting then the caregivers started the intervention. They also monitored whether the intervention appeared to be **successful** due to a longer sleeping time, fewer sleep periods, and an improved circadian rhythm. The *diary* and *interviews* showed us that the **interventions** the caregivers used can be divided into four categories; sleep interventions (change sleep position), quality of life (teddy bear, entertainment by playing a billiard game, taking a bath before going to bed), medication (changing the time of the medication or changing the sort of medication), and no intervention. This categorization was made by the researchers according to the activity carried out during the intervention. The interventions were done intuitively, based on the outcomes of the watch and were not carried out systematically. The caregivers came up with something which they thought might be helpful, for example giving a teddy bear to a person who slept badly because of anxiety, or giving someone a bath to relax them a little more.

## Effects of the interventions on sleeping behaviour

Concluding from analyzing the *data*, the mean sleeping time during the project of 3 months (November 2008 till February 2009) was 389 minutes (= 6.5 hours), the sleeping periods were 5.66 and the circadian rhythm was 0.546 (the lower the better). For the one-time only interventions we compared the mean with the night results from the night after the intervention. For example, did someone have a better sleep time in the night after taking a bath? These results were compared with the standard deviation for that patient to see if the results were more than a normal change like everyone has in their sleep pattern. During the data analysis, and in combination with the one-time interventions mentioned in *the diary* and the

*interviews*, there could be concluded that 3 out of the 5 interventions resulted in an **improved sleep time**, 2 out of 5 interventions for **improved sleeping periods** and 3 out of 5 for **improved circadian rhythm**.

These results should be interpreted with caution. Only one (1) positive change in sleep time (someone who slept more minutes than before) and 1 negative change in sleep periods (someone who slept for more periods and, because of that, had more periods of being awake) came above or under the level of the standard deviation.

As mentioned in the method section, there was one structural intervention. In this structural intervention they changed the time of a person getting his sleeping through medication, in the new situation they gave it at 9 pm, the same time as they gave the person the sleeping medication. A t-test was used to compare the means *before* and *after* a specific structural intervention to conclude whether there were any significant differences in sleep-period, sleep time, and circadian rhythm. The time before the intervention was 74 days and the time after the intervention 18 days. For the t-test a significant difference was found in the sleep time, the minutes have changed from **332 minutes of sleep to 434** minutes of sleep ( $p=0,024$ ).

In figure 4 you can see the data of a patient who get her sleeping-in medication at 9 pm and her sleeping-on medication around midnight, during that period she was awake for several hours as can be seen by the peaks. In figure 5 they changed her sleeping-on medication time from midnight to 9pm and you can see she has longer periods of sleep (horizontal stripes)

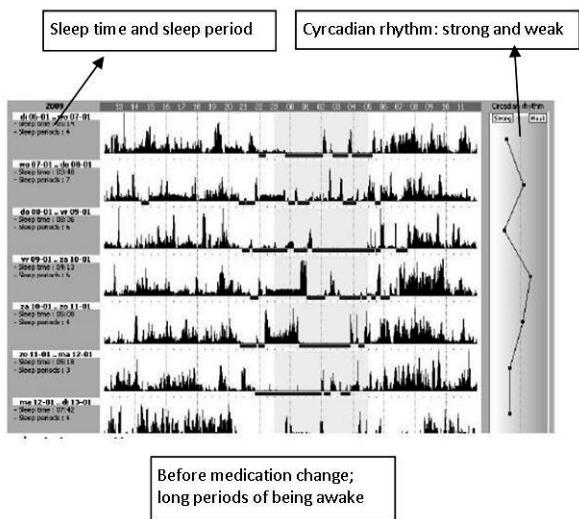


Figure 4 Activity curves before the change of medication time

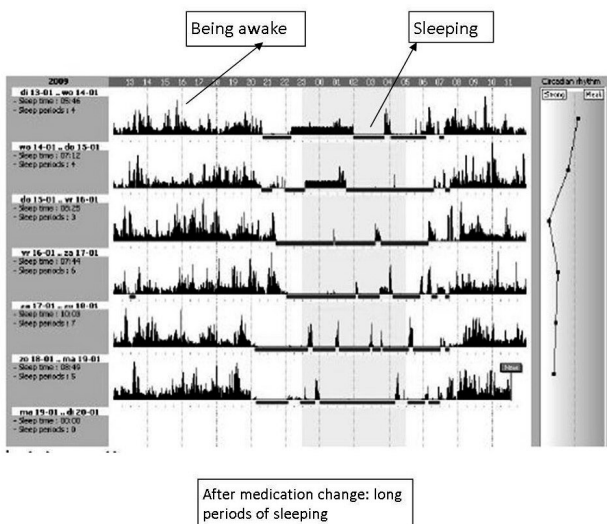


Figure 5 Activity curves after the change of medication time



### **Effects of interventions on the care delivery process**

In the *interviews*, the caregivers mentioned that - thanks to the Vivago watch - it had become easier to **coordinate care** during the day and the night. The coordination of care can be divided up into various categories. First of all, there is the coordination of sleep, for example in the morning they could see if someone had slept very badly during the night and so decided to let that person sleep a bit longer, to make sure he or she would at least have a couple of hours sleep. The next one involves coordinating the sleep medication: with the data compiled by the watch they could examine the sleeping behaviour of a specific patient. If the data show that a person wakes up and stays awake while getting his sleep on medication, the time of this medication could be changed or even the doses of the medication changed. The last possibility is the coordination of work activities for the caregivers. In the morning the caregivers used the data to decide which persons they would start washing and getting dressed. The same could be done in the evening.

### **Discussion**

Prior work has documented the positive effects of the use of technology in dementia care. Technology can be supportive for the patient's family and professional caregivers and improve the quality of life of patients themselves (8-13, 26-29).

A mixed method design was used to see how the IST Vivago watch, which measures the sleep and wake pattern, was used for people with severe dementia in a nursing home. Generally speaking the interventions based on the watch showed positive results in the sleep time period and circadian rhythm for the dementia patients. The results were preliminary for a small group of patients, but indeed positive. The caregivers give several implications for the improvement of the care delivery process, for example using the watch during night shift. They found in the watch an extra sensory organ. The infrastructure of the computer system for monitoring the data and the functionalities of the watch itself could be further improved.

These first results seem to be positive, but there should have been more of a focus on the process of the total implementation of technology in healthcare. There should have been a match between organization, users and technology as mentioned in several articles in the introduction of this article (14, 16, 18-21). In this section an explanation will be given of the important missing or fulfilled conditional criteria for the diffusion of the technology, in this case the watch in this nursing home.

First of all *relative advantage* is very important. The advantages became clear in this small research study; with just a few interventions they already saw preliminary positive results in the sleeping behaviour of patients. The caregivers mentioned several implications for an even better coordination of care with the watch. For example, using the watch during the night shift to see if someone is really asleep and to carry out surveillance rounds and security checks during the night according to the data compiled by the watch.

The *trialability* before really starting to use the watch was not done properly during this study. The caregivers were told to start using the watch, but there was no time for trialability and deciding how to use the watch.

In the way of *observability* the caregivers started using the watch themselves to let the patients get used to the watch as well, which is a good method. It is necessary to share the different kind of interventions with all the caregivers working with the watch. In this project, the different caregivers did not even know from each other which interventions they used and which had an effect.

With this, the *communication channels* about the use of the watch and especially about the interventions which have been done could be improved. The interventions were discussed in the multidisciplinary meetings, but not all the caregivers joined this meeting. The communication channels at the start of the project for introducing the whole project could be improved for the caregivers. In this project, the duration and exact timing of the introduction was far from ideal. The introduction for family members which took place during an evening especially reserved for this purpose was fine.

R1 To bring about the widespread use of the watch, involve the other departments that  
R2 also have patients with dementia; this is a *homophilous group*, which makes it easier  
R3 to disseminate the advantages for this group. Later on in the project you could decide  
R4 to include different kinds of elderly patients, for example.  
R5

R6 In relation to the *pace of innovation* in this project, it became clear that reinventing  
R7 the watch in specific ways would help to encourage its widespread use. Caregivers  
R8 mentioned that the watch was too big, that it looked like a sports watch and that it  
R9 did not have an analog clock. For patients themselves, some changes would make  
R10 the watch more user-friendly, but the caregivers will also feel that they have some  
R11 influence on the watch if something is done with their suggestions as well.  
R12

R13 An innovation gets shaped into *norms, roles* and *a social network* which exists in  
R14 the social care setting. For example, in this project they already started printing out  
R15 the data for the patient's existing healthcare records. They should use regular team  
R16 meetings more for a discussion about the watch and the possible interventions.  
R17

R18 One thing they did well in this project was using two interested caregivers as *opinion*  
R19 *leaders*. If the watch has to be used in different departments of the social care setting  
R20 then the use of opinion leaders can be very effective.  
R21

R22 The caregivers mentioned the fact of *compatibility*. They mentioned that it would be  
R23 great to let the watch give out an alarm too if a patient is getting into the lift, which  
R24 goes to another department of the nursing home, which is not allowed.  
R25

R26 One of the main drawbacks in this project was the lack of a good *infrastructure*.  
R27 Caregivers had to go downstairs to print out the monitoring data. As an organization  
R28 starts to work with technology one of the primary things that should be done is to  
R29 make sure that the required infrastructure is well organized. For caregivers, using any  
R30 kind of technology is already new to them; it is therefore important that using it does  
R31 not require a lot of extra effort.  
R32  
R33  
R34

The above-mentioned criteria are conditionally for the diffusion of an innovation, but next to that the whole process of implementation and the match between technology, organization and users is important. The problems which occurred during the project are the result of a strategy that was too technology-driven. They could use the holistic framework of Van Gemert et al. (17, 20), where the whole process of starting to use technology in a healthcare setting starts with involving the stakeholders during the implementation process and involving them in redesigning technology for their end-users (17, 20). The chosen technology needs to fit with its users and the context of usage. In this specific study they should start looking into the needs of the nursing home as they relate to the sleep/awake rhythm, see what the watch can do to address these needs and how, create the right facilities and infrastructure for using the watch, start doing something with the recommendations that caregivers give about the watch and, most of all, make sure that the watch and all interventions related to the watch will be tabled on the agenda, and discuss the effects of the watch and the patients for whom the watch is working for.

More interventions could have been done if the project had not been technology-driven, but focused more on organizational improvements. In the interviews, the caregivers stated that they conducted fewer patrols during the night because they could see which patient was awake and which patient was asleep. The passage ways in the nursing home are pretty long, around 80 metres, so it saves a lot of time if you do not have to walk the entire length of the passage way just to conclude that someone is sleeping normally and then have to walk all the way back to the office. The spare time gained could be used for a lot of other activities, for example preparing the medicines for the next morning or doing administrative work. Patients do not have to be waken up by opening the door of their room; instead you can see if they are still asleep on the computer. Even in the morning shifts, the Vivago watches helped to save time because the caregivers could immediately see who was awake and who could be helped to get washed and dressed. Some caregivers also mentioned the fact that the watch could help patients be less frustrated during the day which would make them more cooperative with the care workers. This would also save a lot of work because patients with this condition tend to require a lot of

R1  
R2  
R3  
R4  
R5  
R6  
R7  
R8  
R9  
R10  
R11  
R12  
R13  
R14  
R15  
R16  
R17  
R18  
R19  
R20  
R21  
R22  
R23  
R24  
R25  
R26  
R27  
R28  
R29  
R30  
R31  
R32  
R33  
R34

R1 time and effort. If there would be a greater focus on these needs, the technology  
R2 would become needs-driven instead of technology-driven.

R3  
R4 There are some limitations to this study. It should be noted that the quantitative data  
R5 analysis and specifically the comparisons between monitoring data before and after  
R6 one intervention is preliminary, yet despite this, the results showed improvements  
R7 in the sleep/wake pattern. It is evident together with the qualitative results that the  
R8 watch might have positive results.

R9 The role of the patient with dementia is minimal in this research; the focus was on the  
R10 professional caregivers and the data analysis. A study by Topo (2009) also describes  
R11 the difference between studies with caregivers or people with dementia. Caregivers  
R12 have a tendency to emphasize care issues such as the management of instrumental  
R13 activities of daily living (IADL), activities of daily living (ADL) and safety issues. People  
R14 with dementia report more often on how difficult it is to find something to do, to  
R15 sleep or to live with the insecurity that you do not know where you are or what  
R16 year it is. Consequently, there is a marked difference in the needs of people with  
R17 dementia themselves and the interests of the family members who provide care  
R18 or the professional caregivers. In this study, patients were not asked themselves  
R19 about their occasional poor sleep/wake rhythm. It is a challenge to ask people with  
R20 dementia who are living in a nursing home questions about passive technology.  
R21 Although it might be a challenge the best way of using a technology in healthcare is  
R22 to start with this contextual inquiry, as mentioned before in the holistic framework  
R23 (20).

R24  
R25 No control group or pre-test was used in this research. The reasons for this were that  
R26 people with dementia are not comparable in an intervention and control group (the  
R27 size of the project group was too small to carry out a random comparison between  
R28 a control and an intervention) and people with dementia have a progressive disease  
R29 and using a pre-test for this might influence the results because a patient's health  
R30 might decline.

The potential bias in the qualitative research approach was overcome by relating the quantitative data to the interviews, the diary and the observations. Evidence from different sources was used to confirm the same fact or finding.

### **Acknowledgments**

*I would like to convey my thanks to Limez for the project organization, the nursing home Diafaan, and van Dorp Installations which coordinated this project and made it possible for me to conduct my research.*

R1  
R2  
R3  
R4  
R5  
R6  
R7  
R8  
R9  
R10  
R11  
R12  
R13  
R14  
R15  
R16  
R17  
R18  
R19  
R20  
R21  
R22  
R23  
R24  
R25  
R26  
R27  
R28  
R29  
R30  
R31  
R32  
R33  
R34

## References

1. Wimo A, Prince M. World Alzheimer Report London: Alzheimer's Disease International, 2010.
2. Ancoli-Israel S. Sleep disturbances among patients with dementia. *A Clinical Journal of the American Geriatric Society*. 2005;12(12):13-4.
3. Middelkoop HAM, Kerkhof GA, Smilde-van den Doel DA, Ligthart GJ, Kamphuisen HAC. Sleep and ageing: The effect of institutionalization on subjective and objective characteristics of sleep. *Age and Ageing*. 1994;23(5):411-7.
4. Better Health Channel. Dementia and sleeping problems. Melbourne: Better Health Channel; 2009 [updated 2009,November; cited 2010 August 10]; Available from: [http://www.betterhealth.vic.gov.au/bhcv2/bhcarticles.nsf/pages/Dementia\\_and\\_sleeping\\_problems?open](http://www.betterhealth.vic.gov.au/bhcv2/bhcarticles.nsf/pages/Dementia_and_sleeping_problems?open).
5. Brassington GS, King AC, Bliwise DL. Sleep problems as a risk factor for falls in a sample of community-dwelling adults aged 64-99 years. *Journal of the American Geriatric Society*. 2000;48(10):1234-40.
6. Foley DJ, Monjan AA, Brown SL, Simonsick EM, Wallace RB, Blazer DG. Sleep complaints among elderly persons: an epidemiologic study of three communities. *Sleep*. 1995;18(6):425-32.
7. Sommeren EJW, van. Circadian and sleep disturbances in the elderly. *Experimental Gerontology*. 2000;35(9-10):1229-123.
8. Topo P. Technology studies to meet the needs of people with dementia and their caregivers. A literature review. *Journal of Applied Gerontology*. 2009;28(1):5-37.
9. Lauriks S, Reinersmann A, van der Roest HG, Meiland FJ, Davies RJ, Moelaert F, Mulvena MD, Nugent CD, Dröes RM. Review of ICT based services for identified unmet needs in people with dementia. *Aging Research Reviews*. 2007;6:223-46.
10. Nijhof N, Gemert-Pijnen JEW, van, Dohmen D, Seydel ER. Een studie naar toepassingen van techniek in de zorg voor mensen met dementie en hun mantelzorgers. *Tijdschrift voor Gerontologie en Geriatrie*. 2009;40(3):113-32.
11. Cahill S, Macijauskiene J, Nygard AM, Faulkner JP, Hagen I. Technology in dementia care. *Technology and Disability*. 2007;19(2-3):55-60.
12. Duff P, Dolphin C. Cost-benefit analysis of assistive technology to support independence for people with dementia - Part 2: Results from employing the ENABLE cost- benefit model in practice. *Technology and Disability*. 2007;19(2-3):79-90.
13. Cahill S, Begley E, Faulkner JP, Hagen I. "It gives me a sense of independence"- Findings from Ireland on the use and usefulness of assistive technology for people with dementia. *Technology and Disability*. 2007;19(2-3):133-42.
14. WHO. Medical devices: managing the mismatch. Geneva, Switzerland: World Health Organization, 2010.
15. Atienza AA, Hesse BW, Gustafson DH, Croyle RT. E-Health research and patientcentered care examining theory, methods, and application. *American Journal of Preventive Medicine*. 2010;38(1):85-8.
16. Black AD, Car J, Pagliari C, Anandan C, Cresswell K, Bokun T, McKinstry B, Procter R, Majeed A, Sheikh A. The impact of eHealth on the quality and safety of health care: a systematic overview. *PLoS Medicine*. 2011;8(1):1-16.
17. Van Gemert-Pijnen JEW, Nijland N, Ossebaard HC, van Limburg AH, Kelders SM, Eysenbach G, Seydel ER. A holistic framework to improve the uptake and impact of eHealth technologies. *Journal of Medical Internet Research*. 2011;13(4):e111.

18. Yusof MM, Kuljis J, Papazafeiropoulou A, Stergioulas LK. A evaluation framework for health information systems: human, organization and technology-fit factors (HOT-fit). *Journal of Medical Informatics*. 2008;77(6):386-98.
19. Resnicow K, Strecher V, Couper M, Chua H, Little R, Nair V, Polk TA, Atienza AA. Methodologic and design issues in patient centered eHealth research. *American Journal of Preventive Medicine*. 2010;38(1):98-102.
20. Nijland N. Grounding eHealth. Towards a holistic framework for sustainable eHealth technologies [Dissertation]. Enschede, the Netherlands: University of Twente; 2011.
21. Cain M, Mittman R. *Diffusion of Innovation in Health Care*. Oakland: California Health Foundation, 2002.
22. Lotjonen J, Korhonen I, Hirvonen K, Eskelinen S, Myllymaki M, Partinen M. Automatic Slaap-Wake and Nap Analysis with a new wrist worn online activity monitoring device vivago wrist care. *Sleep*. 2003;26(1):86-90.
23. Lamminmaki E, Saarinen A, Lotjonen J, Partinen M, Korhonen I. Differences in light sleep and deep sleep measured with IST Vivago wristcare. The 3rd European Medical and Biological Enigneering Conference; 2005, November 20-25; Prague, Czech Republic2005. p. 1727-983.
24. Paavilainen P, Korhonen I, Lotjonen J, Cluitmans L, Jylha M, Sarela A, Partinen M. Circadian activity rhtym in demented and non demented nursing home residents measured by telemetric actigraphy. *Journal of Sleep research*. 2004;14(1):61-8.
25. IST Vivago. Application guide activity curve. Helsinki, Finland: IST Vivago,2005.
26. Miskelly F. Electronic tracking of patients with dementia and wandering using mobile phone technology. *Age and ageing*. 2005;34(5):497-518.
27. Miskelly F. A novel system of electronic tagging in patients with dementia and wandering. *Age and ageing*. 2004;33(3):304-6.
28. Lee JH, Kim JH, Jhoo JH, Lee KU, Kim KW, Lee DY, Woo JI. A telemedicine system as a care modality for dementia patients in Korea. *Alzheimer Disease & Associated Disorders*. 2000;14(2):94-101.
29. Nijhof N, Gemert-Pijnen JEW, van, Seydel ER. Technical support at home for people with dementia. Evaluation report. Enschede, Netherlands: University of Twente,2011.

R1  
R2  
R3  
R4  
R5  
R6  
R7  
R8  
R9  
R10  
R11  
R12  
R13  
R14  
R15  
R16  
R17  
R18  
R19  
R20  
R21  
R22  
R23  
R24  
R25  
R26  
R27  
R28  
R29  
R30  
R31  
R32  
R33  
R34






## Chapter 5

### **Social contact technology at home: A personal assistant for dementia to stay at home safe at reduced cost**

Chapter 5 is based on: Nijhof N, van Gemert-Pijnen JEW, Burns CM, Seydel, ER. A personal assistant for dementia to stay at home safe at reduced cost. *Gerontechnology*. 2013; 11 (3):469- 479. doi :10.4017/ gt.2013.11.3.005.00



**Abstract**

*Purpose:* This paper presents the results of an evaluation of the commercially-available PAL4-dementia system, a supportive touch screen for people with dementia. The main purpose was to study the advantages and disadvantages of the system from the perspective of the client, family and professional caregiver and the potentials to upscale its use.

*Method:* The evaluation was conducted over 9 months with 16 clients of two healthcare organizations in the Netherlands. A mixed-method design was used in this pilot, involving log files of system use, interviews with family caregivers, a focus group made up of professional caregivers, observations of project group meetings and a cost analysis.

*Results:* Clients and family caregivers reported good support of daily life activities. They thought the system could help the client to live at home for a longer period of time. The cost analysis showed monthly savings per client as compared to living in a nursing home ranging from around €820 (10 clients) to €860 (50 clients). Despite these positive results, numerous problems were detected: (i) interruptions of technology, (ii) insufficient operation knowledge of professional caregivers, (iii) insufficient active involvement of family caregivers, and (iv) limited user-friendliness of the lay-out.

## Introduction

The use of eHealth for people with dementia has received substantial attention in recent years due to the rapid rise in the number of people with dementia and the challenges of developing technology to support clients with dementia. Worldwide, an estimated 35.6 million people suffered from dementia in 2010, with this figure expected to rise by 115.4 million by 2050. In 2010, the global costs attributed to dementia were 604 billion US dollars (1). A change in the care for people with dementia is clearly necessary in order to control costs and to improve quality of care.

### Technology and dementia research

Technology applied effectively can allow people with dementia to live at home longer, resulting in improved quality of life, social interaction and significant cost-savings (2-7). Nijhof et al. (2) conducted a literature review to investigate how different kinds of technology can support dementia care most effectively. Monitoring and signalling technology appeared more suitable for people in a severe stage of dementia and provides a feeling of safety, both for them and their families. Social contact technology is most useful when it is used for people in the early stages of dementia and can be used to improve their quality of life(2). Technology can help clients stay at home longer which is often a more cost effective and convenient option than admission into a nursing home (3).

Research on the application of social contact technology has shown that it is engaging and enjoyable for people with dementia and caregivers, and may encourage people with dementia to remain actively engaged and participating in their normal lives with friends and family (4, 5). Furthermore, social contact technology might also increase the caregiver's enjoyment of the interaction (4, 5), which could also improve the quantity and quality of social interaction. In terms of other features, one study, that of Meiland et al (6), found that useful functionalities for people with dementia for a touch screen interface included the capability to set reminders, the ability to navigate a phone directory by photographs, support for leisure activities, and safety warnings for when for example the front door was not closed. These findings were based on

R1 literature research, user workshops and user interviews. This touch screen (Cogknow  
R2 Day Navigator, CDN) was developed and the evaluation showed that people with  
R3 dementia themselves and caregivers valued the CDN as user-friendly and useful. The  
R4 mobile device of the CDN was also valued positively. The system had no effect on the  
R5 autonomy of the person with dementia or the burden of the caregiver, but this could  
R6 be, because of the short testing period (8). The follow up project of the CDN is called  
R7 Rosetta, whereby the same touch screen is used, but linked with different sensors  
R8 (so if someone is not cooking, they get a reminder), sensors to register daily patterns  
R9 and an alarm detection system. The first preliminary results look promising as well,  
R10 especially for the caregivers to create a feeling of safety and get more insight in the  
R11 life of the people with dementia (9).

R12  
R13 Generally, there is a lack of scientific evidence about the overall impact of eHealth in  
R14 healthcare in general (10-12) and it is in this context that the present research was  
R15 conducted.

### R16 **Aim of the study**

R17 This paper presents the results of an evaluation of one care technology, the  
R18 commercially-available PAL4-dementia system (PAL4 BV, Driebergen-Rijsenburg, The  
R19 Netherlands). Its main purpose is to investigate the advantages and disadvantages  
R20 experienced by clients and caregivers and to identify possible improvements. Insights  
R21 from the study of this system have implications for eHealth home care systems in  
R22 general, because of the similarities in implementing an eHealth technology.

R23  
R24 The following research questions were asked:

- R25 • Which activities are undertaken for introduction of the system?
- R26 • What uptake has this system in relation to usage and usability?
- R27 • What impact has the system upon health care delivery, well being and  
R28 cost savings?  
R29

## Methodology

To address these questions we used a mixed method design to gain a rich picture of the effectiveness of the system. For the evaluation of an eHealth application a mixed-method approach is often the best option, since it combines both qualitative methods and quantitative methods (13-17). The data from the different sources can complement one another to provide a broader view (17). For example details about the results of usage log files can be asked during in-depth interviews. To answer the questions, the usage log files, interviews with family caregivers, a focus group made up of professional caregivers and observations of the project group meetings have been used. To assess cost savings, we carried out a quantitative cost analysis comparing the costs of living at home and using the system with the costs of living in a nursing home.

## Theoretical framework

The successful development and deployment of eHealth technologies requires a rich and multi-faceted approach to the design and evaluation of these technologies. In particular, Gemert et al. (18) have proposed the CeHReS roadmap as a holistic approach for the research and development of eHealth technology moving from contextual inquiry, value specification, design, operationalization to summative evaluation. The main topics measured for uptake are: usage behaviour and usability. Impact in this study is related to the influences of the system on healthcare delivery, well being and how it affects the costs. The well being measured in this study is perceived well being. For the clients' well being subjects related to leisure, doing things independently and staying home for a longer period of time were asked. The well being of the family caregiver was measured by support and reduce from burden of care. For health care delivery we looked into detail about the way professional caregivers used the system, as related to the impact on their work process. The cost savings were measured by comparing the costs of technology and homecare with staying in a nursing home (on a monthly basis).

Since PAL4-dementia was already an operational system, a summative evaluation was conducted. This means that the evaluation could only be started from the point of introducing the system to the client, implementation, and subsequently,

R1 through to the operation and maintenance of the system. Since the introduction and  
R2 implementation of such a system has a strong effect on its impact (19), these phases  
R3 are of particular interest. In addition the usability results will be used to optimize the  
R4 system to users' needs.  
R5

### R6 **Describing PAL4-dementia**

R7 The system is used as a supportive and social contact technology (2), and provides  
R8 daily organizer functions, specific 'PAL4 features', and video contact with caregivers  
R9 or family. It can be obtained as a general assistant for healthy elderly clients, or as  
R10 a specific one, such as the PAL4-dementia used in this study. The features used in  
R11 PAL4-dementia were chosen and decided by several experts in the field of dementia  
R12 care: a specialist elderly care medicine and two homecare nurses with expertise in  
R13 caring of people with dementia (20). The features were built by PAL4 BV employees.  
R14

R15 The basic system has been sold in the Netherlands to approximately 1000 older  
R16 adults, while the dementia version is currently in use by around 50 people (21).

R17 In the dementia version, a touch screen is used which shows people an agenda of  
R18 their day, a diary, a life album and a 'PAL4 button'. Pressing the PAL4 button opens  
R19 a menu with memory games to play, information about dementia, and information  
R20 for the client about their own village, in which they live. The system also provides  
R21 two-way video contact with family or professional caregivers. PAL4-dementia was  
R22 specially designed to be less complicated and easier to learn than the system for  
R23 healthy older adults. Its purpose is daily use to improve the well being of clients by  
R24 doing daily activities independently, improving the well being of family caregivers by  
R25 supporting them in their care to create less burden, and with this all, let people with  
R26 dementia live at home for a longer period of time.  
R27

R28 The interactive touch screen consists out of a touch screen and so called Bidi box,  
R29 which is a little box creating the secured two way video connection. The touch screen  
R30 first shows the start-up screen (*Figure 1a*). The first line of text is used for entering  
R31 the program (PAL4 button), the second line is used for making video contact with a  
R32 professional caregiver, the third line is used for video contact with a family caregiver,  
R33 and the last line is used for television. This PAL4 TV button may access live television  
R34

broadcasts, for example a church service that people can watch live. This feature was not assessed in this study. Touching the PAL4 button, the PAL4 Dementia features become available. It shows the agenda, life album, diary and PAL4 (*Figure 1b*).

The button agenda (*Figure 1c*) shows all the appointments till 15:00H, after 15:00H the screen will refresh itself and show the appointments after 15:00H. In the agenda can be seen a pictogram of the activity, an analogue clock of the start and end time of the activity, and a personal message. On the side, the actual time, day, date and season (with a pictogram) can be seen.

The life album (*Figure 1d*) has four options: watching pictures, reading your personal history story, watching movies and listening music.

The diary (*Figure 1e*) itself can be used for writing the diary or reading the diary. Persons with dementia, family caregivers and professional caregivers are allowed to write and read in this diary.

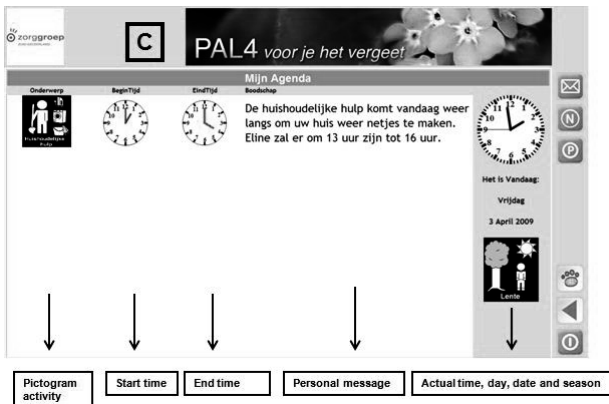
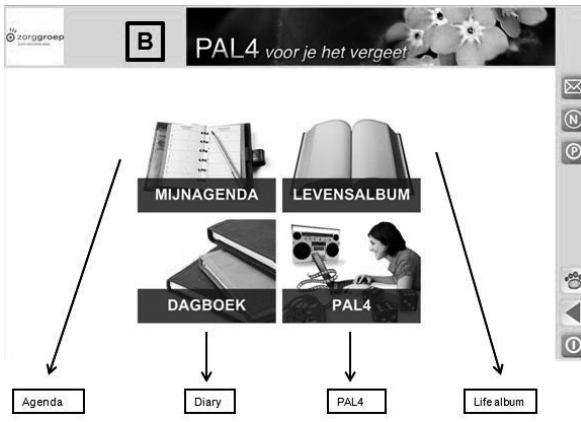
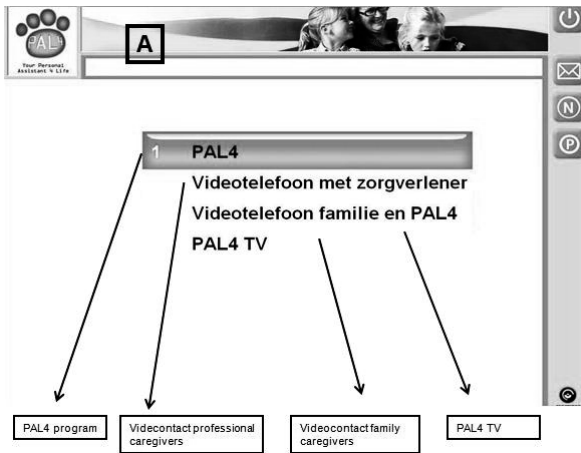
Touching the last button, PAL4 (*Figure 1f*), reveals information about their own village, health and housekeeping, shopping (online shopping features), leisure (for example playing memory games), and family and contact (watching movies from other PAL4 members or meal preparation videos).

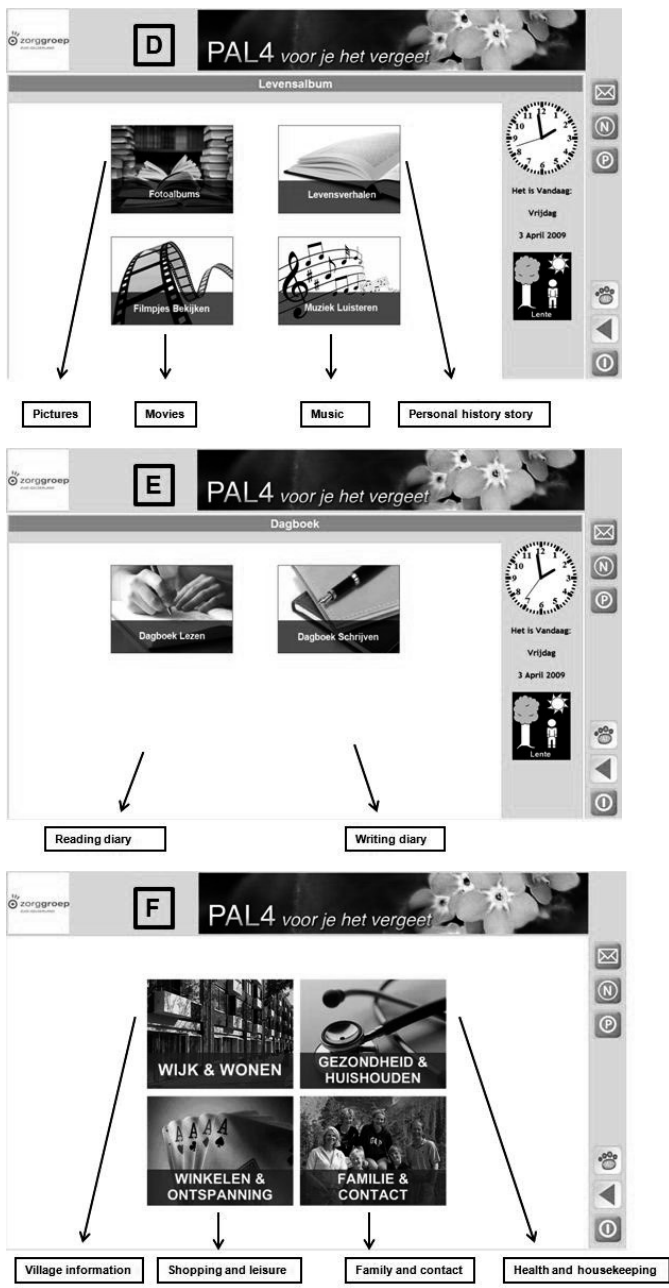
On the family caregiver website caregivers can enter appointments in the agenda, create a personal history story, upload pictures in the life album or read and write in the diary. The website can be reached from a family caregivers' own computer by internet through a specific password. There is no limit of the number of family caregivers who can connect. The touch screen itself also offers the option to access this website, a feature developed because several clients had a family caregiver who was a partner living in the same house and did not have a computer. The website for the family caregivers has been made in the same easy-to-use style as PAL4 itself because family caregivers generally tend to be seniors, with less experience with computers.

R1  
R2  
R3  
R4  
R5  
R6  
R7  
R8  
R9  
R10  
R11  
R12  
R13  
R14  
R15  
R16  
R17  
R18  
R19  
R20  
R21  
R22  
R23  
R24  
R25  
R26  
R27  
R28  
R29  
R30  
R31  
R32  
R33  
R34



R1  
R2  
R3  
R4  
R5  
R6  
R7  
R8  
R9  
R10  
R11  
R12  
R13  
R14  
R15  
R16  
R17  
R18  
R19  
R20  
R21  
R22  
R23  
R24  
R25  
R26  
R27  
R28  
R29  
R30  
R31  
R32  
R33  
R34





**Figure 1** Client's interface; A: Opening screen; B: PAL4-dementia program, C: Agenda; D: Life album; E; Diary F: General program

5

R1  
R2  
R3  
R4  
R5  
R6  
R7  
R8  
R9  
R10  
R11  
R12  
R13  
R14  
R15  
R16  
R17  
R18  
R19  
R20  
R21  
R22  
R23  
R24  
R25  
R26  
R27  
R28  
R29  
R30  
R31  
R32  
R33  
R34

R1 To install the system, a basic internet connection (512 kb/up) is necessary. If people  
R2 did not have this connection the healthcare organization would pay for its installation  
R3 and use. The system itself was paid for by the healthcare organization with financial  
R4 aid from the Dutch Healthcare Authority (supervisory body for all the healthcare  
R5 markets in the Netherlands).  
R6

### R7 **Installation of the system**

R8 The PAL4-dementia system was installed by a technician who made an appointment  
R9 by phone and on a specific date and time went over to the clients' house. The  
R10 procedure took around three hours and included the explanation of how the system  
R11 works. The technician would leave a paper manual at the person's home; a short  
R12 manual with the four buttons, the description of what was behind these buttons,  
R13 and a more extensive manual with all the information people could find behind the  
R14 buttons. One or two days after the installation an occupational therapist would come  
R15 by to further explain the system and help the client work it in daily life. For questions  
R16 or interruption of service, people were able to phone to or video contact with the  
R17 service desk of the company, only open during office hours. If an interruption of  
R18 service occurred, the technician would log into the system and first try to resolve the  
R19 problem online. If this did not work (s)he had to visit the client to solve the problem.  
R20

### R21 **Study participants**

R22 Two homecare organizations participated in this study that had not used the PAL4  
R23 dementia system before.  
R24

R25 The project group consisted of 11 members (9 females, 2 males): two specialists  
R26 elderly care medicine, five nurses, two project managers, one occupational therapist  
R27 and the first author. None of them had prior experience with using touch screens  
R28 for people with dementia. The members consented to observation during their  
R29 meetings.  
R30  
R31  
R32  
R33  
R34

The clients for this study were selected by professional caregivers of the participating homecare organizations. To be included in the study a client:

- had been diagnosed with dementia or had shown signs of being more forgetful than most people their age,
- was likely able to continue to live at home for at least 9 more months,
- needed care from one of the participating homecare organization,
- spoke and read Dutch, and
- was considered capable of using the system.

Clients with other cognitive disabilities, for example Parkinson's disease, were excluded. In total 16 clients participated, eight from each homecare organization. Informed consent was signed by the client or responsible relatives to allow for using the log files of the client.

Ten female and six male clients participated. The age from the clients ranged from 58 to 86 years, with a mean of 78 years. The Mini Mental State Examination (MMSE) (1= severe dementia and 30=no dementia) (22) ranged from 13 to 29 with a mean of 22, with 1 missing score (because the caregivers found testing too upsetting for the client).

The family caregivers' age ranged from 35 to 79, with a mean of 58 years. The relationships between client and family caregiver differed: seven daughters, four sons and five partners. The number of years caring for the client varied from 2 to 12 years, with a mean of 4.5 years. For nine clients there was no other family caregiver. Four family caregivers had a low level education (high school), four had mid level education (college) and nine completed a university education (high level education).

Selected clients would be invited, together with their family caregiver, to have the system installed in their home and use it, as well as to be interviewed.

After several months of using the system, a focus group was organized by the first author. The main reason for installing this focus group was to gain more insight from the perspective of the professional caregiver in relation to the uptake (usage and

R1 usability) and impact (well being and healthcare delivery). It consisted of two nurses  
R2 who trained the clients at their home in using the system (from one participating  
R3 organization), and the project manager and occupational therapist (of the other  
R4 organization). In age they ranged from 39 to 46 years, with a mean of 44 years. Two  
R5 members had a mid level education and the other two a high level education.  
R6

R7 **Study design**

R8 A field observation was conducted between August 2008 and December 2010. The  
R9 first healthcare organization started project-group meetings in the fall of 2008, while  
R10 the other started at the end of 2009. The actual installation of the system followed a  
R11 few months later in both cases. The log files were analyzed from the first nine months  
R12 of a person using the system. The interviews and focus group meetings took place at  
R13 the end of 2010. The clients started to use the system at different times. This is the  
R14 reason for the broad range of time for collecting data.  
R15

R16 **Data collection**

R17 ***Project group meetings***

R18 In total, 24 project group meetings were held, ranging from approximately one to  
R19 two hours in length. These project groups gave insight in the introduction, the uptake  
R20 and impact of the system. The first author made reports of these meetings. At the  
R21 start of the projects these meetings were about introduction issues (how to start up  
R22 the project, who should be involved, how to recruit clients), later on the subjects  
R23 changed to actual experiences and problems with using the system.  
R24

R25 ***Log files***

R26 For each client the log files of system use were collected for the first nine months of  
R27 use. It showed the total number of clicks a client made at each level of the system.  
R28 The following limitation became obvious: to use a game a client had to click on three  
R29 buttons in succession: PAL4, shopping and leisure, games, before s/he could select  
R30 the specific game to play.

R31 To answer the question related to usage the focus was on the total usage of the  
R32 different features, the period of time of use and the amount of use.  
R33  
R34

### ***Interviewing family caregivers***

In each case family caregivers were interviewed by the end of this study to answer questions related to introduction, uptake (usage and usability) and impact (well being and healthcare delivery). Sometimes the client present during these interviews made some comments as well. These comments have been included in the transcripts. Questioning the clients with dementia alone about the system was not considered a valid option for data collection because of their cognitive impairment.

### ***Focus group of professionals***

The focus group meeting took about 90 minutes, and consisted of a structured set of topics related to the research questions, whereby the researcher had the function of moderator. The focus group comments were summarized by the moderator.

### ***Cost analysis***

One of the main purposes of this study was to get more insight in the direct cost of living at home with the system in comparison to living in a nursing home (impact related to cost). All costs related were collected in euro.

- Living in a nursing home (in the Netherlands there is a legally fixed price for the expenses of a person with dementia living in a nursing home);
- Touch screen and installation;
- Subscription for the use of the system and internet connection
- Homecare for the clients
- Monthly fee for services, such as trouble shooting
- Monthly expenses for the professional caregivers to use the system, including house visits and video contact (number of hours per month multiplied by the wages of the caregivers)

**Data analysis**

Overall the interviews, focus group and project group meetings were used to answer the questions related to uptake (usage and usability) and impact (well being and healthcare delivery). The log files were used to gain insight in the usage of the system. As last the cost analysis was used to answer the question related to the impact and specifically the cost aspect.

The interviews with the family caregivers were coded in a coding scheme related to the full range of research questions; usage, usability, healthcare delivery and well being. The transcripts were read by the first author several times to capture the experiences of the family caregivers, and to aid in the development of the coding scheme. A research assistant also coded the interviews to overcome potential researcher related bias and improve reliability. The focus groups with the professional caregivers and the project group meeting reports were coded in the same coding scheme. Again, the transcripts were read several times in their entirety to capture the experiences of the caregivers to aid in identifying the coding scheme.

In total there were 7 complete 9-months log files and 7 incomplete files. Five persons used the system for eight months, one person for four months and one person for three months. For one person the log files were missing, because the person quit earlier in the project and the log files were not saved due to regular clean up actions by PAL4 employees. For another person there were no log files, because the PAL4 system was not used by the client and picked up after about three weeks. Therefore only 119 months of logs of using the system became available for analysis.

Overall the log files were used to get insight in the general moments and feature. The first analysis consisted of sorting the number of button presses in the morning (6:00-12:00H), afternoon (12:00-18:00H), evening (18:00-24:00H) and night (0:00-6:00H). Second, the number of clicks on the start screen was sorted by the main button pressed. In case of the PAL4 button the underlying buttons were taken into account: shopping/leisure, health/housekeeping, village information and family/contact, as well as the clicks of family caregivers to fill in the agenda. After these

general analyses of the logs, the information was split up for every person to see the percentage of days each client used the system and the personal average of the clicks per day on use days.

For the cost analysis several calculations were made:

- Total governmental or health insurance expenses for someone living at home with the system;
- Total governmental or health insurance expenses for someone living in a nursing home;
- Comparison between living at home with the system and living in a nursing home (for 10 to 150 clients in steps of 10 clients; for 1 to 12 months in steps of 1 month; for an increasing amount of home care)

## Results

### System introduction

The interviews, focus group and project group meetings indicated that the way the system was introduced to users needed to be improved in several respects.

First, professional caregivers had to recruit the clients, but having no prior experience with the system, they sometimes had problems explaining it in a clear and concise way. Clients could be recruited by other caregivers not in the project group, but because they did not know much about the system, this did not work out well. Even several family caregivers refused to participate, because they did not think their relative would be capable of using the technology.

Second, it was not helpful that the members of the project group changed several times due to sickness, retirement and lack of time. The purpose and working of the technology had to be explained repeatedly.

Third, some of the family caregivers thought the installation of the system was too late in the process of dementia; it would have been easier if clients had been



R1 recruited earlier in their disease process, when they were more capable of learning  
R2 new things. On the other hand, it was stated that higher functioning clients did not  
R3 really need the system yet and might find it stigmatizing.  
R4

R5 In one of the healthcare organizations, the occupational therapist went on long-term  
R6 sick leave at the beginning of the project, and training had to wait. This was a big  
R7 drawback according to the family caregivers, because the system was installed in the  
R8 home but could not be used. A few clients stated that the training by the technician  
R9 was too quick. They did not have the time to fully understand the system.  
R10

R11 ***Uptake of use***

R12 The system was used most during the afternoon: 44% (14,722 clicks), 31% in the  
R13 morning (10,534 clicks), 23% in the evening (7,687 clicks), and only 2% (825 clicks)  
R14 at night. The "Agenda" was used the most (33%) (5215 clicks), followed by the 'PAL4  
R15 button' (28%) (4245 clicks), and below this button the 'Shopping and leisure' (24%)  
R16 (3680 clicks), then the "Diary" (4%) (656 clicks), "Family and Contact" (3%) (446  
R17 clicks), "Life album" (3%) (450 clicks), "Family caregiver page" (3%) (414 clicks),  
R18 "Village information" (1%) (147 clicks). The "Health and housekeeping" button was  
R19 used the least (1%) (143 clicks).  
R20

R21 Usage of the system differed among clients (*Table 1*). Clients did not use the system  
R22 every day. System use varied from 9-96% of the days that the system was present in  
R23 the home. The average was 48% for the total of 14 clients with log files. Because the  
R24 system was not used every single day we calculated the mean number of clicks on  
R25 days of use. It ranged from 4.6 to 46.0, with a mean of 20.2 clicks/day of use for the  
R26 total of 14 clients with log files.  
R27  
R28  
R29  
R30  
R31  
R32  
R33  
R34

**Table 1** System usage by each client-family caregiver combination in relation to client characteristics and ranked by percentage of use days; n.d. = not done

#	Client characteristic			System use	
	Age, Years	MMSE score	Days installed	% Use days	Mean number of clicks /Use day
<i>Women</i>					
1	81	30	247	96	46.0
4	78	24	234	82	21.9
5	76	14	228	75	11.1
12	82	18	73	52	45.4
6	86	25	239	46	26.3
9	88	23	262	19	11.5
10	71	26	255	19	11.8
11	88	23	247	19	7.4
13	79	29	263	9	12.4
15	80	n.d.	258	-	-
<i>Men</i>					
3	58	23	226	95	9.2
2	83	16	254	93	22.4
7	81	17	215	34	4.6
8	65	22	268	25	32.2
14	84	13	114	10	19.9
16	<b>71</b>	<b>25</b>	<b>20</b>	-	-

### **Usability**

Most interviewed people cited electricity costs as a reason for not keeping the system active all day. In almost all clients' houses, the system was installed at a noticeable, frequently used place, so clients did get a visual reminder to use, but even so, almost half failed to do so regularly. Those people that only started the dementia features when they were actively using the system, decreased its usefulness (according to family caregivers), since reminder ringtones of the agenda did not work.

Clients regarded the trouble shooting service as effective. Only one family caregiver mentioned that her relative was so dependent on the system that interruptions of service constituted a big problem since the service desk was only open at office hours. In the weekends it could take several days before the service would run again.

Almost all clients and family caregivers considered the system useful. 3 out of 16 clients appeared too advanced in the disease of dementia for effective use. In these

R1  
R2  
R3  
R4  
R5  
R6  
R7  
R8  
R9  
R10  
R11  
R12  
R13  
R14  
R15  
R16  
R17  
R18  
R19  
R20  
R21  
R22  
R23  
R24  
R25  
R26  
R27  
R28  
R29  
R30  
R31  
R32  
R33  
R34

R1 cases the relatives stated that the system would have worked when it had come  
R2 earlier. Other clients, used to their own personal computer, preferred to keeping on  
R3 using that one. Family caregivers would rather enter appointments into the client's  
R4 agenda over the Internet from their own homes, instead of having to go to the  
R5 clients' house.  
R6

R7 Learning to use the system takes time. Some only needed a few learning runs. Most  
R8 of these clients were familiar with computers. For other clients, less familiar with  
R9 computers, it could take several weeks before they started to understand the system.  
R10 None of the clients found using the system intuitive. 5 clients had some fear about  
R11 breaking the system; several reassurances had to be given by the caregivers that  
R12 pressing any button could do no harm.  
R13

R14 Another drawback in usability for clients was the layering of the system, leading to the  
R15 need to click on a number of buttons in succession. One family caregiver mentioned  
R16 that her relative could easily find a game on her own computer with icons on the  
R17 desktop, but failed to do so with the PAL4-dementia system. In addition, games in the  
R18 system were partly in English instead of Dutch, or in too small print.  
R19

### R20 ***Computer experience***

R21 Clients experienced in computer use preferred the mouse over the touch screen.  
R22 Those wanting to use e-mail through the system requested a separate keyboard  
R23 instead of the touch keyboard of the PAL4-dementia system. The ringtone for  
R24 reminders was a source of confusion since it resembled the tone of the telephone.  
R25

R26 Family caregivers without computer experience found the user-interface easy to use  
R27 and user friendly. However, family caregivers with computer experience considered  
R28 the system slow, while making one mistake let you enter everything again, which was  
R29 annoying.  
R30

R31 Three of the elderly caregivers without computers of their own mentioned that the  
R32 clients did not use the system much, but that they themselves did. For example they  
R33  
R34

entered their own appointments, because they had to remember both their own and the client's appointments. They also sometimes enjoyed playing the games for relaxation or looking up information through Google.

### ***Service interruptions and confusions***

Technology interruptions were frequent at the start of the project. Common symptoms:

- screen freeze,
- poor video contact,
- slow operation,
- opening a website overlapped the whole screen; the only way to exit was turning the system off, and
- when the healthcare centre was busy and could not take a video call, it would call back later without giving the client the option to accept the call. This last problem was solved later in the project.

The system got a regular update once every few months. With these updates, names and images in the system might change resulting in confusing among the clients. When this update was happening people were asked by the system if the update was "ok" and they had to click "yes". Those confused, immediately turned off the system.

### ***Professional issues***

The knowledge about the system among professional caregivers in the healthcare organization other than in the project group was limited, especially in the beginning of the project, making recruiting clients harder. The professional caregivers in the project group mentioned that they felt a bit like 'being alone on the project'. A few months after installation, the homecare nurses who came to the client's home, got to know the system and turned it on in the morning. A small number of professional caregivers coming into the home of clients wrote in the diary occasionally.

The video contact was used rather differently at the two healthcare organizations. At one organization, some house visits were replaced with by video contact. The other

R1  
R2  
R3  
R4  
R5  
R6  
R7  
R8  
R9  
R10  
R11  
R12  
R13  
R14  
R15  
R16  
R17  
R18  
R19  
R20  
R21  
R22  
R23  
R24  
R25  
R26  
R27  
R28  
R29  
R30  
R31  
R32  
R33  
R34

R1 healthcare organization used video contact as something 'extra'. One of the clients  
R2 was even given restrictions about the number of times a day he was allowed to video  
R3 call the caregivers. Several clients also mentioned that making video contact with a  
R4 general practitioner would be appreciated.  
R5

R6 Related to the well-being of clients several comments were made by both the clients  
R7 and their family caregivers. For one healthcare organization, video contact with the  
R8 family and professional caregivers were both possible; for the other organization  
R9 only the professional caregivers could be contacted by video. The clients appreciated  
R10 the option of making video contact with their family caregivers, and found it more  
R11 convenient and enjoyable than making a phone call. But the option of making video  
R12 contact with professional caregivers was also judged positively. One of the clients  
R13 mentioned that she preferred having video contact with a professional caregiver  
R14 instead of all the different persons coming into her house all the time.  
R15

R16 ***Well being***

R17 For most of the clients, the agenda gave them structure during the day, as they could  
R18 see the appointments. But for some seeing the day and season of the year was all  
R19 that was possible, which was also judged positively. Some family caregivers or clients  
R20 stated that the system had improved the clients' quality of life.  
R21

R22 Family caregivers also saw clients laughing when playing a game at the system and  
R23 mentioned that the clients did enjoy themselves. They were stimulated by the system.  
R24

R25 Also some of the family caregivers said that the system stimulated clients to do things  
R26 independently, which could help them to stay in their own home for a longer period  
R27 of time. They also said that admission to a nursing home is mostly prompted by the  
R28 increasing burden on the family caregiver or a deteriorating home situation. These  
R29 factors cannot be changed directly by the PAL4-dementia system.  
R30

R31 The system did not reduce the burden on the family caregiver, but it does support  
R32 the lives of clients and indirectly those of caregivers. When family caregivers started  
R33  
R34

using the system, they had to put extra time and effort to enter appointments, content etc., but when this had been done, it could save them time.

A few caregivers mentioned that they liked the option of making video contact instead of going to the clients' home all the time. One of the caregivers, a partner, also said she had some more time for herself, as the client could enjoy himself with the system.

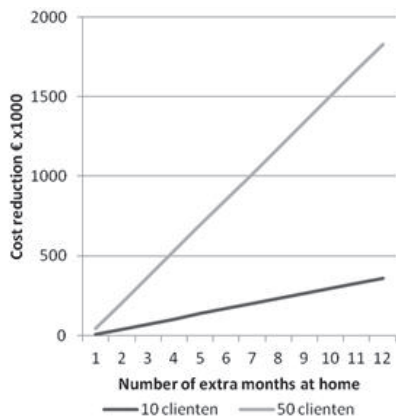
### **Financial aspects**

For the quantitative costs analysis, staying at home with support of the system and staying in a nursing home has been compared in relation to cost. (Table 2).

**Table 2** Direct costs / client for staying one month at home with the system versus staying at a nursing home in the Netherlands (Prices of 2010 are cited); a=Investment

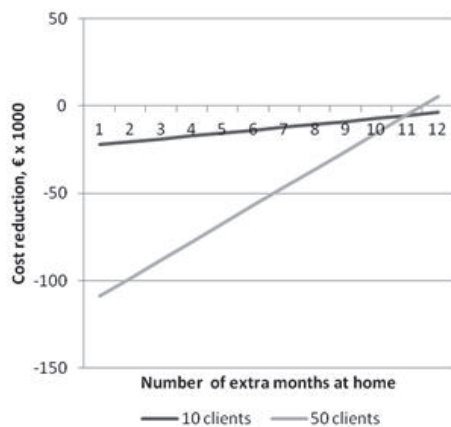
Type	At home		Nursing home	
	Type	Cost in euro	Type	Cost in euro
Purchase and installation PAL4		2385 <sup>a</sup> (one time cost)	Monthly fee per client	5413,86
Monthly fee for service including troubleshooting service (independent from number of clients)		500		
Subscription fee per month per client with internet costs		50,50		
Average monthly costs for homecare per client		1958.83		
Average monthly costs professional caregivers for using PAL4 per client		145.78		
		<i>Subtotal per client: 4540.11</i>		
		<b>Total: 4540.11 +500 monthly fee not related to number of clients</b>		<b>Total: 5413.86</b>

For 10 clients living at home with the system one month longer the cost reduction is about €820/client, while a roll out to 50 clients let to a saving of about €860/client (Figure 2).



**Figure 2** Cost analysis for living at home with a monthly spending on homecare of €1958 for a roll-out to 10 or 50 clients

However, since the quantity of homecare needed is increasing during the course of dementia, there will eventually be a breakeven point at which a nursing home is less expensive. In the Netherlands this point will be reached when the client needs each week 15 hours of homecare, 4 hours of housekeeping service, 3 hours of personal guidance and goes to a day-care centre 20 hours a week; together costing €5000 (calculation was made in 2010). Only when the client could stay home 11 months longer, would the system be cost effective (*Figure 3*).



**Figure 3** Cost analysis for living at home with a monthly spending on homecare of €5000 for a roll-out to 10 or 50 clients

## Discussion and conclusions

Just like similar systems, the PAL4-dementia system has considerable potential to support persons with dementia (2, 4, 5, 7-9, 19, 23-27). The system in our pilot study has three out of the four features needed (6): reminding, picture dialling and support for leisure and pleasure. Only safety warnings are missing, for example when someone leaves the gas stove on.

### Technology generation

Technology generation and individual prior experience with computers might explain the large range of usage patterns. Technology generation means that experiences earlier in life with technology (especially till the age of 25) play an important role in using a system. So if a person is into their seventies the technology from around 50 years ago plays an important role in how that person deals with technology nowadays (28, 29). Some of our observations correlate with this fact of technology generation. The clients having problems with the usability of PAL4 were of older age, which correlates with the fact that it is harder for this generation to get used to this kind of interface technologies. For family caregivers there was a difference between partners or children, children (younger of age) had less trouble with using PAL4. The professional caregivers using PAL4 differentiated in age, but also here can be seen that the younger a person, the easier he was able to use PAL4.

In terms of usability, the main finding was the system is sometimes difficult to understand by the clients. It was not designed together with the target group (clients and family caregivers), and was not tested by the target group prior to implementation. It is currently not possible to individualize the lay-out of the system.

### System impact

The greatest positive impact on the client was on self-care by using the agenda to structure the day. Another positive result came from the leisure feature that brought enjoyment.



R1 For family caregivers the system asked for extra effort and time to learn and use the  
R2 system. In the long run it could reduce their burden of care.

R3  
R4 The cost analysis showed that it is more cost effective for clients with dementia to  
R5 live at home with the system than to stay in a nursing home. Although – as expected-  
R6 cost-effectiveness increases if more clients stay at home for more months, we do not  
R7 know for how long staying at home is an option. However, most people in Europe  
R8 prefer to stay home for as long as possible (3), but the burden on family caregivers and  
R9 homecare organizations has a limit. If the different stakeholders, like governments  
R10 and health insurance companies would take into account cost reductions effected by  
R11 eHealth technologies, their roll out could be better supported financially.

R12  
R13 Going beyond the direct cost reductions, professional caregivers would also save  
R14 time (and hence costs) by using the system since home visits could be reduced in  
R15 number without lowering the quality of care.

### R16 **Limitations**

R17 The above-mentioned criteria are conditions for a new technology to be adopted, but  
R18 beyond that, having a smooth process for implementing that technology and a good  
R19 fit between the technology, the users, and the supporting organizations is important.  
R20 The problems which occurred during this project are the result of a strategy that was  
R21 technology-driven instead of user centred. A better approach would be to use the  
R22 holistic framework of Van Gemert et al. (18) where the whole process in a healthcare  
R23 setting starts with involving the stakeholders in the design process and involving  
R24 them in redesigning technology for their end-users.

R25  
R26  
R27 The limitations of this study were first of all the inability to prove quantitatively, that  
R28 someone could stay home for a longer period of time in comparison with living in a  
R29 nursing home.

R30  
R31 Another limitation concerns the log files of the system. Who is using the system (client  
R32 or family care giver) is not recorded. The log files also fail to show the amount of time  
R33  
R34

spent on the system, but only the number of clicks a person made. The amount of time spent with video contact could not be measured either.

The role of the client with dementia is minimal in this research; the focus was on impact on family and professional caregivers and direct costs. Caregivers have a tendency to emphasize care issues such as the management of IADL (Instrumental Activities of Daily Living) like shopping or meal preparation), ADL (Activities of Daily Living) and safety issues (24). Clients with dementia report more often on how difficult it is to find something to do, to sleep or to live with the insecurity that you do not know where you are or what year it is. Consequently, there is a marked difference in the needs of people with dementia and the interests of the family members, who provide care or the professional caregivers. In this study, clients were not asked directly about their experiences with the system. Obtaining reliable answers would be a challenge, because of their memory problems.

### **Finances**

For the cost analysis, we only looked into the cost paid by the Dutch government for taking care of people diagnosed with dementia. We compared the two main options for people diagnosed with dementia. After reaching a certain state of needing care people can either be admitted to a nursing home or receive home care. We only looked to the costs paid by the government, because other costs differ too much among clients. Both sides (nursing home and at home) in this study exclude the mandatory personal financial contribution. And this is where the complex discussion starts. This contribution differs from person to person, as it depends on the amount of care you consume and your income.

We also did not take into account normal living expenses at home like rent, groceries, other shopping, or the qualitative benefits (like higher quality of life, because someone can stay home for a longer period of time). Not included were also extra costs, created by the burden for a family caregiver. If we were able to catch these additional costs, it would make visible that cost reduction is a complex goal. Our figures are only a crude estimation.

R1  
R2  
R3  
R4  
R5  
R6  
R7  
R8  
R9  
R10  
R11  
R12  
R13  
R14  
R15  
R16  
R17  
R18  
R19  
R20  
R21  
R22  
R23  
R24  
R25  
R26  
R27  
R28  
R29  
R30  
R31  
R32  
R33  
R34

R1 Another issue in the Netherlands nowadays is the way funding for healthcare is  
R2 organized. The healthcare organizations that invest in new eHealth technologies are  
R3 usually not the ones that benefit from cost reductions. For example in this specific  
R4 case study the healthcare organization invests with the aim of let their clients live at  
R5 their own home for a longer period of time. Financially it might be more profitable to  
R6 transfer these clients to a nursing home organization. The Dutch Healthcare Authority  
R7 benefits from letting a person live at their own home for a longer period of time.  
R8

### R9 **Recommendations**

R10 Our pilot study needs to be followed by a large scale endeavour to allow for a  
R11 quantitative assessment of impact and cost reductions. Such a large scale study could  
R12 also include clients with other conditions besides dementia. This future research  
R13 should focus more on client perspectives instead of the perspective of family or  
R14 professional caregivers and a multitude of research methodologies are needed (18).  
R15

R16 Further cost investigation should also consider living expenses, payments by clients,  
R17 video contacts instead of house visits etc. This could generate more evidence that  
R18 using technologies in dementia care reduces costs.  
R19

R20 Still this pilot showed several possible improvements. This concerns a better  
R21 education and training of clients and all of their caregivers as to use, structure, aim  
R22 and working of the system. Systems like PAL4-dementia are most effective when  
R23 introduced in the early phase of dementia. Efficacy may also be increased by the  
R24 family caregiver starting to put content into the system before the client starts to use  
R25 it. When no family caregiver is available, the healthcare organization should find a  
R26 buddy to do this. The PAL4 Company needs to state more clearly the requirements  
R27 for the healthcare organization before starting a PAL4 Dementia project. This includes  
R28 the need for an experienced occupational therapist in the project group, who has  
R29 enough time available for house visits to train clients and family caregivers.  
R30  
R31  
R32  
R33  
R34

In terms of uptake of the system, several suggestions were made by family and professional caregivers:

- develop together with the target group and do usability tests.
- develop different interfaces for client and partner (the partner wants other information than the client).
- all buttons should be on the opening page.
- install different agenda interfaces, week, full day, or up to 15:00H, refreshing after that time.
- make games simple, in Dutch, in large print, and without a time limit.
- replace side icons by words.
- make pictures up loadable to the agenda, e.g., a picture of the housekeeping person who is coming.
- make the ringtone unlike that of the clients' phone.
- include a repetition feature for entering appointments by caregivers.
- add the option of spoken messages.

### **Acknowledgement**

*We are thankful to the care organizations ZZG Zorggroep and Bruggerbosch and the company Focus Cura BV, for their support in conducting this evaluation.*


R1  
R2  
R3  
R4  
R5  
R6  
R7  
R8  
R9  
R10  
R11  
R12  
R13  
R14  
R15  
R16  
R17  
R18  
R19  
R20  
R21  
R22  
R23  
R24  
R25  
R26  
R27  
R28  
R29  
R30  
R31  
R32  
R33  
R34

## References

1. Wimo A, Prince M. World Alzheimer Report. London: Alzheimer's Disease International, 2010.
2. Nijhof N, van Gemert-Pijnen JEW, Dohmen D, Seydel ER. Dementie en technologie. Een studie naar toepassingen van techniek in de zorg voor mensen met dementie en hun mantelzorgers. *Tijdschrift voor Gerontologie en Geriatrie*. 2009;40(3):113-32.
3. Tinker A. Housing for elderly people. *Reviews in Clinical Gerontology*. 1997;7(2):171-6.
4. Alm N, Astell AJ, Ellis MP, Dye R, Gowans G, Campbell J. A cognitive prosthesis and communication support for people with dementia. *Neuropsychological Rehabilitation*. 2004;14(1-2):117-34.
5. Astell AJ, Ellis MP, Bernardi L, Alm N, Dye R, Gowans G, Campbell J. Using a touch screen computer to support relationships between people with dementia and caregivers. *Interacting with Computers* 2010;22 (4):267-75.
6. Meiland FJM, Reinersmann A, Bergvall-Kareborn B, Craig D, Moelaert F, Mulvenna M, Nugent C, Scully T, Bengtsson JE, Dröes RM. COGKNOW; Development of an ICT-device to support people with dementia. *The Journal on Information Technology in Health-care* 2007;5(5):324-34.
7. Sixsmith A. New technologies to support independent living and quality of life for people with dementia. *Alzheimer's Care Quarterly* 2006;7(3):194-202.
8. Meiland FJM, Bouman AIE, Sävenstedt S, Bentvelzen S, Davies RJ, Mulvenna MD, Nugent CD, Moelaert F, Hetinga ME, Bengtsson JE, Dröes RM. Usability of a new electronic assistive device for community-dwelling persons with mild dementia. *Aging & Mental Health*. 2012;16(5):584-91.
9. Meiland FJM, de Boer ME, Overmars-Marx T, Verhaeghe S, van Blanken M, Stalpers-Croeze I, Ebben PWG, Snoeck CM, van der Leeuw J, Karkowski I, Dröes RM. Rosetta-ondersteunende technologie voor mensen met dementie en hun mantelzorgers. In: van Hoof J, Wouters E, editors. *Zorgdomotica*. Houten: Bohn Stafleu van Loghum; 2012. p. 151-7.
10. World Health Organization. Medical devices: managing the mismatch: an outcome of the priority medical devices project. Geneva, Switzerland: WHO Press, 2010.
11. Atienza AA, Hesse BW, Gustafson DH, Croyle RT. E-health research and patient-centered care examining theory, methods, and application *American Journal of Preventive Medicine*. 2010;38(1):85-8.
12. Black AD, Car J, Pagliari C, Anandan C, Cresswell K, Bokun T, McKinstry B, Procter R, Majeed A, Sheikh A. The impact of eHealth on the quality and safety of health care: a systematic overview. *PLoS Med* 2011;8(1).
13. Catwell L, Sheikh A. Evaluating eHealth Interventions: The Need for Continuous Systemic Evaluation. *PLoS Med*. 2009;6(8).
14. Yusof MM, Kuljis J, Papazafeiropoulou A, Stergioulas LK. An evaluation framework for health information systems: human, organization and technology-fit factors (HOT-fit). *International Journal of Medical Informatics*. 2008;77(6):386-98.
15. Pagliari C. Design and evaluation in eHealth: Challenges and implications for an interdisciplinary field. *Journal of Medical Internet Research*. 2007;9(2).
16. Kaufman D, Roberts WD, Merrill J, Lai TY, S. B. Applying an evaluation framework for health information system design, development, and implementation. *Nurse Researcher*. 2006;55(2 Suppl):37-42.
17. Van der Meijden MJ, Tange HJ, J. T, Hasman A. Determinants of success of inpatient clinical information systems: a literature review. *Journal of the American Medical Informatics Association*. 2003;10(3):235-43.

18. Van Gemert-Pijnen JEW, Nijland N, Ossebaard HC, van Limburg AH, Kelders SM, Eysenbach G, Seydel ER. A holistic framework to improve the uptake and impact of eHealth technologies. *Journal of Medical Internet Research*. 2011;13(4):e111.
19. Cahill S, Begley E, Faulkner JP, Hagen I. "It gives me a sense of independence"- Findings from Ireland on the use and usefulness of assistive technology for people with dementia. *Technology and Disability*. 2007;18(2-3):133-42.
20. Nijhof N. Report project "Staying home longer for people with dementia with technology" June 17. Nijmegen: ZZG Zorggroep, 2008.
21. Fokkema E. CMDDB Clients PAL4 dementia ZZG Zorggroep. Zeist, 2011 [cited 2011 December 20]; Available from: [www.focuscura.nl/cmddb](http://www.focuscura.nl/cmddb).
22. Folstein MF, Folstein SE, McHugh PR. Mini-mental state. A practical method for grading the cognitive state of patients for the clinician. *Journal of psychiatric research*. 1975;12(3):189-98.
23. Lauriks S, Reinersmann A, van der Roest HG, Meiland FJ, Davies RJ, Moelaert F, Mulvenna MD, Nugent CD, Dröes RM. Review of ICT based services for identified unmet needs in people with dementia. *Aging Research Reviews*. 2007;6(3):223-46.
24. Topo P. Technology studies to meet the needs of people with dementia and their caregivers. A literature review. *Journal of Applied Gerontology*. 2009;28(5):5-37.
25. Sixsmith A. An evaluation of an intelligent home monitoring system. *Journal of Telemedicine and Telecare*. 2000;6(2):64-72.
26. Cahill S, Macijauskiene J, Nygård AM, Faulkner JP, Hagen I. Technology in dementia care. *Technology and Disability*. 2007;19(2-3):55-60.
27. Duff P, Dolphin C. Cost-benefit analysis of assistive technology to support independence for people with dementia - Part 2: Results from employing the ENABLE cost- benefit model in practice. *Technology and Disability*. 2007;19(2):79-90.
28. Docampo Rama M, de Ridder H, Bouma H. Technology generation and age is using layered user interfaces. *Gerontechnology*. 2001;1(1):25-40.
29. Bouma H, Fozard JL, van Bronswijk JEMH. Gerontechnology as a field of endeavour. *Gerontechnology*. 2009;8(2):68-75.

R1  
R2  
R3  
R4  
R5  
R6  
R7  
R8  
R9  
R10  
R11  
R12  
R13  
R14  
R15  
R16  
R17  
R18  
R19  
R20  
R21  
R22  
R23  
R24  
R25  
R26  
R27  
R28  
R29  
R30  
R31  
R32  
R33  
R34



## Chapter 6

### **Social contact technology residential care:**

### **The use of a technology-based leisure activity to support social behavior of people with dementia**

Chapter 6 is based on: Nijhof N, van Hoof J, van Rijn H, van Gemert-Pijnen JEW. The use of an eHealth based leisure activity to support social behavior for people with dementia. Submitted.





**Abstract**

This paper presents the results of an evaluation of an eHealth-supported leisure game for people with dementia in relation to the stimulation of social behaviour. This used leisure game aims to stimulate social behaviour and interaction among participants with the support of technology (TV, radio, telephone and treasure box). The game was played in a Dutch nursing home with people living in the nursing home or visiting the organization’s day-care centre. A mixed-method research design was applied, with observations using the Oshkosh Social Behaviour Coding scale, whereby the statistical method bootstrapping was used because of the small sample size (n=10 participants, multiple rounds of observation), as well as interviews with the activity therapists. Overall, no large differences were observed for social behaviour between the leisure games with or without the use of technology. But the eHealth leisure game does create and stimulate social behaviour. It shows more active behaviour by people with high MMSE scores and by female. eHealth in leisure activities can be supportive for activity therapists organizing the activities, because it helps them to come up with new topics to address in their work.

R1  
R2  
R3  
R4  
R5  
R6  
R7  
R8  
R9  
R10  
R11  
R12  
R13  
R14  
R15  
R16  
R17  
R18  
R19  
R20  
R21  
R22  
R23  
R24  
R25  
R26  
R27  
R28  
R29  
R30  
R31  
R32  
R33  
R34

## Introduction

Worldwide, there were an estimated 35.6 million people with dementia in 2010. By 2050 an increase to 115.4 million is expected (1). There is a widespread recognition that innovative approaches are required to meet the overwhelming demands that will be placed upon health and welfare systems in the future (2). These health and welfare systems should not only focus on personal care and domestic tasks of people with dementia, including the differences between male and female dementia patients (3) or the phase of dementia, for example in relation the Mini Mental State Examination (MMSE) (4), but also include opportunities to socialize, engage in activities and to achieve a sense of social integration (5).

Several studies have indicated that people with dementia have a need for company, daytime activities, self-worth, expression of thoughts, social contact and a sense of belonging. Meaningful leisure activities can support people with dementia in these basic needs, which are specifically related to improving physical function, reducing depression and changing behavioural symptoms (6-9). In long-term care people with dementia express happiness and have open eyes more often during recreation times in comparison to other times of the day, so recreation stimulates one's quality of life (10). Leisure should create opportunities to have fun, make a difference, seek freedom, be with, be me, find balance, grow and develop (11). Numerous leisure activities are based on traditional means, such as board games. Innovative approaches, which are required as mentioned before, could also be used for leisure activities.

Various studies have shown that more innovative approaches, such as the use of eHealth, can also be supportive in daily care for people with dementia (12-17). Eysenbach defined eHealth in 2001 as: eHealth is an emerging field in the intersection of medical informatics, public health and business, referring to health services and information delivered or enhanced through the Internet and related technologies. In a broader sense, the term characterizes not only a technical development, but also a state-of-mind, a way of thinking, an attitude, and a commitment for networked,

R1  
R2  
R3  
R4  
R5  
R6  
R7  
R8  
R9  
R10  
R11  
R12  
R13  
R14  
R15  
R16  
R17  
R18  
R19  
R20  
R21  
R22  
R23  
R24  
R25  
R26  
R27  
R28  
R29  
R30  
R31  
R32  
R33  
R34

R1 global thinking, to improve health care locally, regionally, and worldwide by using  
R2 information and communication technology.”

R3 This involves that the use of eHealth is not viewed as merely a tool or instrument but  
R4 that it has to be considered as a way to reinvent the healthcare delivery process. In  
R5 light of this view, we set up several studies on dementia care exploring the impact  
R6 of eHealth on care delivery, costs and wellbeing. Especially dementia is important  
R7 because of the vulnerability of these people and the increase as consequence of  
R8 aging.

R9  
R10 eHealth might also be supportive in leisure activities to improve the abovementioned  
R11 needs of people with dementia (for example need for social contact), and, through  
R12 fulfilling these needs, improve the health and well-being of the people with dementia.  
R13 A small number of studies on the use of eHealth used to stimulate social behaviour  
R14 showed positive results in relation to a more active role and positive engagement  
R15 of the persons with dementia (18, 19). But, overall, little is known about the use of  
R16 eHealth in leisure activities.

R17 The ultimate aim of this paper is explore the impact of eHealth supported leisure  
R18 activities on wellbeing of people with dementia and the work of activity therapists  
R19 (which are the initiators of leisure activities).

R20  
R21 This paper presents the results of the evaluation of an eHealth supported leisure  
R22 activity called the Chitchatters game (CC) to get an insight into the use of eHealth in  
R23 leisure activities. The CC aims to stimulate social behaviour and interaction among  
R24 participants with dementia with the support of eHealth, which triggers people to  
R25 come up with memories (20). These triggers can be made people-centred, so when  
R26 needed, also specifically for young people with dementia. This is the first study  
R27 evaluating the CC. The CC was played in a nursing home with people living in the  
R28 nursing home or visiting the organization’s day-care centre. Research on the use of  
R29 eHealth in supporting leisure activities for people with dementia is not extensive, but  
R30 can be effective because of the possibility to create people centred care, make the  
R31 activity more interactive and be supportive for activity therapists. To partly address  
R32 the research shortfall, this paper draws upon both qualitative and quantitative  
R33  
R34

components to get more insight in the use of eHealth for leisure activities. Because the purpose of the CC is to stimulate social behaviour and literature shows that social behaviour increases the well being of people with dementia (21) we focused on the social behaviour which occurred during the CC sessions.

The research questions for this study were:

- Which social behaviour occurs during a CC session?
- What are the differences in social behaviour for the CC differentiated by MMSE and gender?
- What are the differences in social behaviour between leisure games that do or do not use eHealth (Chitchatters versus Questiongame)?
- What are the experiences of therapists with the leisure game CC, related to their daily work?
- Do they experience the CC as easy to use for themselves?
- What are the experiences of therapists with the leisure game CC, related to the social behaviour for people with dementia?
- Do they experience the CC as easy to use to the people with dementia?

For all these research question social behaviour is related to verbal and non verbal interactions which have a positive character, like answering, smiling and laughing.

## Methods

In this section, the interventions, study design, study setting, study participants, research instruments and data analysis will be described.

### Intervention description

#### *The Chitchatters*

The Chitchatters is a leisure activity developed for people with dementia by two industrial designers from Delft University of Technology, The Netherlands (20). It is intended to stimulate social behaviour and interaction among people with dementia. The activity includes four interactive objects: a television, a radio, a telephone and

R1 a treasure box (Figure 1), each of which triggers memories in its own specific way  
R2 using Adobe (Macromedia) director software. The television shows movies, the  
R3 radio plays music, the telephone tells poems, and the treasure box reveals objects  
R4 chosen to a source for reminiscence and promote tactile stimulation. These objects  
R5 were chosen because of their interactive character. The CC requires the participants  
R6 to play while seated in a circle surrounded by the objects and an activity therapist  
R7 who's leading the game sits within this circle. The therapist assigns an object with a  
R8 remote control, and a lamp placed aside the object turns on. The participant with  
R9 dementia then needs to activate or manipulate this object. These actions include  
R10 pushing the television button, turning on the radio's volume, answering the phone,  
R11 and opening the treasure box. After these actions, the object's content is revealed.  
R12 The designers delivered the content (movies, music, and children's songs) used in  
R13 this study in collaboration with the therapists. The Regional Archive Eindhoven in  
R14 The Netherlands provided additional movies related to the region where the CC was  
R15 used for sessions.

R17 After the participants have watched, listened to or touched the fragments or objects  
R18 (for example TV fragment and object from the treasure box), they are reminded  
R19 about something from their own past. This, in turn, should make them come up  
R20 with a personal story or anecdote related to this fragment or object from the CC.  
R21 This story or anecdote then activates the other participants carrying out the activity,  
R22 which is supposed to start a conversation and interaction between the people with  
R23 dementia themselves and with the activity therapist (who is in the circle with the  
R24 people playing the game) (20).

R26 The objects of the CC have an old-fashioned look, in order to create a familiar "look-  
R27 and-feel" for the players. The CC can be made people centred by selecting a specific  
R28 category in the software to show for example all fragments about ice-skating. After  
R29 the selection of a specific category or timeframe in the software (made with the  
R30 remote control by the therapist), the objects (TV, radio, telephone) download the  
R31 content from that category or timeframe. For instance, the category might be ice-  
R32 skating or the timeframe might be the flower power era.



**Figure 1** Activity setting of the Chitchatters; television, telephone, treasure box and radio

R1 The designers introduced the CC to the therapists, organizing a meeting where  
R2 explaining the CC in detail, clarifying the aim of the activity and demonstrating the  
R3 process. After a few weeks, they also explained to two therapists the possibility of  
R4 uploading movies and music.

R5 At the start of this study, the nursing home had possessed the CC for three months  
R6 and respondents had played with it once or twice. The therapists working in the  
R7 nursing home are responsible for weekly activities for people with dementia living in  
R8 the participating nursing home or who visit this facility for day-care.  
R9

### R10 **Question Game**

R11 The Question Game (QG) was used as a comparison activity (Figure 2) without the use  
R12 of eHealth. The QG is created by a company that is specialized in designing products  
R13 for both younger and older people with disabilities. The QG is a board activity carried  
R14 out on a table. A player is asked to throw a colour dice. The colour matches with a  
R15 category on a question card. The different colours relate to different themes, from  
R16 proverbs, songs, language, nature and an 'all sorts' category. The activity therapist  
R17 reads the question out loud to the whole group, but the participant who threw the  
R18 dice, may answer the question first. If the participant does not know the answer, the  
R19 others are allowed to help. The answers should trigger the thrower's memory and  
R20 invite other players to start telling stories as well (22).

R21 The purpose of and way of playing with the QG is similar to the CC; it is based on the  
R22 use of long-term memory, trying to trigger an individual's and group's memories,  
R23 reminiscence therapy, group activity, sedentary activity in a circle, requiring an initial  
R24 physical activity (throwing the dice for the QG or turning on the television for the CC)  
R25 and one or two activity therapists are present. QG also differs from the CC: for CC,  
R26 everybody is free to respond, whereas for the QG, only one participant is supposed to  
R27 respond. Moreover, the CC can be customized, which is not possible for the QG. The  
R28 nursing home manager and activity therapists selected the QG after they received  
R29 an explanation of the CC activity. The principal researcher asked them for an activity  
R30 with similar aims to the CC's: giving a trigger for social behaviour and interaction.

R31 The therapists were familiar with the QG at start of the study. Therefore, this activity  
R32 did not require any instructions. It was played about once a week.  
R33  
R34



**Figure 2** Question Game

### Study design

For the evaluation of an eHealth application in healthcare a mixed-method design, combining qualitative methods with quantitative methods, is proposed to be the best option (23-27). The data from the different sources can be complementary and provide a broader view (27). The mixed method used in this study involved observations during the play of the games by people with dementia by using the Oshkosh Social Behaviour Coding (OSBC) scale (28, 29), to answer the research questions related to the occurrence and differences (MMSE, female/male and CC/QG). In addition, semi-structured interviews with the activity therapists were undertaken to get insight in the research questions related to supportiveness and ease of use for the therapist and social behaviour and ease of use for the person with dementia.

Participants played the game for two times each, so four play rounds in total for 45 minutes. One participant played the activities three times (she missed one of the QG activity because of a doctor's appointment); one participant played the CC and QG only once instead of twice (he had another appointment that day). So the proposed

R1  
R2  
R3  
R4  
R5  
R6  
R7  
R8  
R9  
R10  
R11  
R12  
R13  
R14  
R15  
R16  
R17  
R18  
R19  
R20  
R21  
R22  
R23  
R24  
R25  
R26  
R27  
R28  
R29  
R30  
R31  
R32  
R33  
R34



set of data would be 40 (10 participants played the activities four times), because of the missing participants, we collected a set of 37 observations from 45 minutes.

### **Study setting**

One researcher observed the participants during the activity in an observational study to answer the research questions related to social behaviour and usability. The researcher was seated behind the circle in which the activity was played, so the researcher was not participating in the activity itself. In the morning, the CC and in the afternoon the QG were each tested for 45 minutes. One group of participants with more severe dementia played both of the activities for 25 minutes. The observations were carried out twice in a two month period (October and November 2009), so every person played the CC and the QG for two times. A total of 16 activities were played for four groups in total. Group sizes ranged from three to eight participants assisted by one or two activity therapists. These activity therapists were familiar to the group. In this nursing home certain therapists were linked to specific groups. In some cases two groups were playing together, so there were two therapists steering the group activities.

### **Study participants**

The study participants comprised people with dementia and activity therapists.

A total of 21 out of 196 persons with dementia living in the nursing home “De Landrijt” or visiting the day-care centre in the city of Eindhoven, The Netherlands, were selected to participate in the activity because of their capability to play both activities (judgement by the head of the activity therapists). A total of ten persons were observed (because of the possibility to observe only three or four persons at a time by the researcher), a responsible relative agreed for the participants to participate in the study. In total, five participants from the day-care group and five participants from the nursing home group played both of the activities.

The participants aged between 52 and 86, with a mean of 69. There were six females and four males. Participants’ MMSE levels were established by activity therapists trained to do such evaluations. The MMSE of participants differed from 3 to 28, with

a mean of 18, with two missing scores (because it was too confronting for these participants to do the MMSE test or because they were not able to answer the questions because of an inability to speak). These missing scores were seen as low MMSE scores. Based on the judgment of activity therapists, this resulted in six low MMSE scores (15 or lower) and four high MMSE scores.

The five participating activity therapists were all female, aged from 22 years to 42 years with a mean of 27 years. Their education was mid-level for social workers, specializing in geriatric care. The participating activity therapists were all the therapists working in this facility. Both the manager and the activity therapists consented to their participation in the research and the videotaping.

### **Research instruments**

#### ***Observational case study***

The Oshkosh Social Behaviour Coding (OSBC) scale, which measures social behaviour for people with dementia, was used for the research question related to the occurrence and differences in social behaviour. In a comparative analysis between the Greater Cincinnati Chapter Well Being Observation tool (30) and the OSBC, the OSBC appears to be a valid and practical tool. The scale encompasses both verbal and non-verbal, social and non-social behaviour, which are the constructs and are divided in 21 items (28, 29). During the observation, the observers scored how often a participant showed a certain type of behaviour, for instance, smiling or gesturing. If a participant started smiling, asked a question and started smiling again, this was scored as two scores, one for smiling and one for asking a question. The OSBC appears to be a valid and practical tool for measuring social behaviour for people with dementia (28, 29).

R1  
R2  
R3  
R4  
R5  
R6  
R7  
R8  
R9  
R10  
R11  
R12  
R13  
R14  
R15  
R16  
R17  
R18  
R19  
R20  
R21  
R22  
R23  
R24  
R25  
R26  
R27  
R28  
R29  
R30  
R31  
R32  
R33  
R34

R1 The original lists of items of the OSBC scale were translated into Dutch by one of  
R2 the authors and translated back by another author for reasons of validity before the  
R3 observations started. The scale was further modified to enable the monitoring of  
R4 multiple participants:

- R5 • A number of items were left out because they did not occur while playing  
R6 the two activities or they were obsolete given the goals of the study. The  
R7 scores left out were: greetings, please, thank you, requests, praise, empathy,  
R8 interruptions, demands, arguing, frowning, physically assisting another,  
R9 receiving or offering object, touching, fighting, repetitive speech, fidgeting,  
R10 directed mobility, self-injurious. The omissions do not affect the validity of  
R11 the scale, or the way the results of this study can be used.
- R12 • The item "answering" was split into yes/no answers, sentence answers, and  
R13 story answer (which could be a personal story or anecdote). This allowed for  
R14 a more specific scoring of how participants responded.
- R15 • The item "singing" was seen as non-social behaviour by the OSBC, but in this  
R16 specific game "singing" was a social activity, because singing was stimulated  
R17 by both of the games to do together with the group playing the games.
- R18 • The item "complaints" was seen as social behaviour by the OSBC, but in  
R19 this specific game "complaints" were a non-social activity, because the  
R20 complaints had a negative overtone.
- R21 • The item "smiling" was separated in laughing out loud and smiling (just by  
R22 moving the mouth), because there is a difference in intensity of laughing,  
R23 when it is done out loud or just by moving the mouth.

R24 Finally the following constructs and items remained:

- R25 • Social verbal: comments, yes/no responses, sentence answers, story  
R26 answers, questions, joking, singing
  - R27 • Social non-verbal: laughing, smiling, gesturing
  - R28 • Non-social verbal: complaints, screaming, talking to self
  - R29 • Non-social non-verbal: observing/listening, sitting alone/not observing,  
R30 sleeping, leaving an activity, wandering and handling object
- R31  
R32  
R33  
R34

From the position of the researcher, the researcher scored three or four participants simultaneously. The researcher was seated opposite their designated participants, so that she could clearly see the facial expressions and behaviours. The activity sessions were videotaped so that scores could later be confirmed if there was any uncertainty about the behavioural coding.

### ***Interviews with activity therapists***

A total of five activity therapists were interviewed about the CC after the first activity session. These interviews were meant to get an insight in the research question about the CC in their daily work, social behaviour and easy to use. The interviews were used as an in-depth method to complement the OSBC data.

An interview session had three stages: a start, interview and wrap-up. The start (approximately three minutes) included an explanation about the purpose of the interview. The therapist could then ask any questions that she might have. All therapists signed a consent form so that the sessions could be audio taped. After the orientation, the interview started (which lasted for approximately 25 minutes). A semi-structured interview scheme was used, containing questions related to the supportiveness of the CC in their work (for instance, which advantages do you have from the CC in your work) and the ease of use of the CC for the therapists themselves. After these questions we focused the questions for the therapist more on the people with dementia; the social behaviour displayed during the activity by the people with dementia (did participants talk about the CC, and so on) (20) and the ease of use for the people with dementia (was the use of the lamp clear for participants, and so on) (31, 32). After the interview, the researcher thanked the therapists verbally for their cooperation and offered to send them a copy of the final report.

### **Data analysis**

#### ***Observational case study with OSBC scale***

The collected observation data of the QG for the two games played by the same person were used in the same group of data for the analysis. This because the participants played the game so often that differences between the two games of the QG in the observational study will be brought to a minimum. For the CC a *t*-test

R1  
R2  
R3  
R4  
R5  
R6  
R7  
R8  
R9  
R10  
R11  
R12  
R13  
R14  
R15  
R16  
R17  
R18  
R19  
R20  
R21  
R22  
R23  
R24  
R25  
R26  
R27  
R28  
R29  
R30  
R31  
R32  
R33  
R34

R1 was carried out between the first round of game and the second round of game to  
R2 see if there were any significant differences. There were no significant differences, so  
R3 the first and the second round of the game (two observations for one group) were  
R4 used in the same group of data for the analysis. So all the data have been used in one  
R5 group for analysis.  
R6

R7 All the scores were manually added up. SPSS 18.0 had been used for adding up the  
R8 scores, for the items separately and for the scores of the constructs: answering in  
R9 total, smiling in total, and so on, and social non-verbal behaviour (so all items for  
R10 this construct were added up), social verbal behaviour, etc. The main purpose was to  
R11 study the occurrence of social behaviour, differences in MMSE and gender and the  
R12 differences between the two activities. The differences in gender and MMSE have  
R13 been chosen, because of the focus on these differences in the care for people with  
R14 dementia (5). The *t*-test was first carried out for the differences between the CC and  
R15 the QG. After the initial data analysis a distinction between participants with low  
R16 and high MMSE scores was made. Another distinction was made in the difference  
R17 between female and male participants.  
R18

R19 Because the care for people with dementia is more and more tailored and therefore  
R20 small scaled, the groups which could play the leisure activities were only small. This  
R21 has implications for the sample size. To overcome this, bootstrapping has been  
R22 used to analyze the data. Bootstrap use the data of this observational study as a  
R23 "surrogate population", for the intention of approximating the sampling distribution  
R24 of a statistic (33). The randomly selected raw data from the first round are used for  
R25 replacement by a computer program (33). The observations have to be from an  
R26 independent and identically distributed population, which is the case for this study.  
R27 This method of bootstrapping generates samples from the original observed data,  
R28 whereby the original characteristics of these data are used. Our sample contains 10  
R29 people with dementia. We put all the 10 persons in a basket, and then from these  
R30 10 persons, we draw 1 person randomly and record the data for that person. After  
R31 we have recorded it, we put the person back in the basket. Then we make another  
R32 random draw, this is sampling with replacement. We did this 100 times and it's called  
R33  
R34

bootstrap sampling. From a sample we can only get one statistic, for example mean. The confidence intervals of this mean or distribution of this mean is not known. Bootstrap sample give more details on the distribution of this mean, or probability of this mean (34).

In fact it means we used the original data to aggregate form a small sample size to n=100 sample size via a formula that translates the data into: means, standard deviations and for differences between two groups the p value.

The bootstrap method has the advantage that it can also be used for uncommon statistical distributions, especially non-normal distributions as well as the possibility to work with small sample sizes (35). Bootstrapping was developed by Efron in 1979 and has proven to be valid for any kind of data, random and non-random data (36) and has been widely used in applied statistics (37).

For all the data sets, QG and CC, low and high MMSE and male or female the resampling was done for 100 times using Excel 2010 (34), whereby we separately compared QG and the CC, MMSE low and high and female or male. The average mean and SD have been calculated for all the scores separately to answer the research questions related to the occurrence and difference in social behaviour. A set of *t*-tests have been done between the CC and QG, low and high MMSE and female or male, whereby the *p* value was determined.

### ***Interviews with activity therapists***

A coding scheme to answer the research questions related to the supportiveness of the CC in the work of the activity therapists, ease of use from CC for therapists and social behaviour (20) and ease of use for people with dementia(31). The therapists were asked a total of 21 questions. The transcripts were read several times in their entirety to capture the experiences of the activity therapists to aid in the coding scheme.

R1  
R2  
R3  
R4  
R5  
R6  
R7  
R8  
R9  
R10  
R11  
R12  
R13  
R14  
R15  
R16  
R17  
R18  
R19  
R20  
R21  
R22  
R23  
R24  
R25  
R26  
R27  
R28  
R29  
R30  
R31  
R32  
R33  
R34

## Results

In this section the results for the observational study and the interviews with the activity therapists will be described.

### Observations

#### *Occurrence social behaviour CC*

In the observation study, the social behaviour as displayed during a session of the Chitchatters was observed. In Table 1 the occurrence from the different social and non-social behaviours is registered. The mean stands for the mean of the number of times a person for example made any comments.

As shown in Table 1, the means of social behaviour are higher (so higher frequencies of this kind of behaviour) than that of non-social behaviour during a session of the Chitchatters (45 minutes of play). The top 5 of behaviour is comments, yes/no responses, laughing, sentence responses and smiling, which is all social behaviour. Overall people make a lot of comments during the game, which can be seen as positive as they are actively involved in the game. These results show some high standard deviations for the occurrence of "comments" and "talking to self".

**Table 1** Occurrence of social and non social behaviour during the Chitchatters game expressed in mean and SD

	Chitchatters (CC) (N= 18, 100 bootstrap samples)	
<i>Constructs</i>	Mean	SD
Social verbal behaviour	5.09	3.31
Social non-verbal behaviour	3.25	1.98
Non-social verbal behaviour	0.78	1.41
Non-social non-verbal behaviour	0.61	0.93
<i>Items from social verbal behaviour</i>		
Comments	14.22	14.67
Yes/no responses	7.75	5.63
Sentence responses	4.13	3.85
Story responses	2.85	3.76
Asking questions	1.57	1.72
Joking	1.72	2.54
Singing	2.23	1.90
<i>Items from social non-verbal behaviour</i>		
Laughing	4.94	4.02
Smiling	3.75	3.75
Gesturing	0.90	1.15
<i>Items from non social non-verbal behaviour</i>		
Observing/listening	0.70	1.25
Sitting alone/not observing	0.39	0.93
Sleeping	0.38	0.96
Wandering	0.68	1.74
Leaving an activity	0.25	0.50
Handling objects	1.55	1.06
<i>Items from non social verbal behaviour</i>		
Complaints (negative)	0.32	0.74
Screaming/yelling	0	0
Talking to self	2.86	5.88

In the next section the results of the observational study are described in relation to differences in MMSE and differences in gender and finally the comparison between the CC (with eHealth) and the QG (without eHealth). The scores for (non-)social and (non-)verbal behaviour are given for all constructs, and for the scores separately only the significantly different scores are given.



**Social behaviour occurrence differentiated for MMSE**

As shown in Table 2 there is only a significant difference between “observing” for people with a low and high MMSE score. People with a high MMSE score tend to observe more often, so watching the television or listening to the song of the radio. Some of the SD’s are relatively high, for example also for observing. Overall can be seen that the people with a low MMSE score higher for non-social and non-verbal behaviour.

**Table 2** Comparison for the Chitchatters between low and high MMSE score

Constructs and items	MMSE high (16 or higher) (N=8; 100 bootstrapping samples) Mean (SD)	MMSE low (15 or lower) (N=11; 100 bootstrapping samples) Mean (SD)	P-value (average from 100 bootstrap samples)
Social verbal behaviour	5.19 (2.68)	4.90 (3.55)	0.48
Social non-verbal behaviour	2.88 (1.58)	3.39 (2.14)	0.45
Non-social verbal behaviour	0.17 (0.30)	1.21 (1.78)	0.15
Non-social non-verbal behaviour	0.31 (0.38)	0.78 (1.05)	0.29
Observing	0 (0)	1.20 (1.49)	0.04*

Note \* $p < .05$ , \*\* $p < .01$ , \*\*\* $p < .001$

**Social behaviour occurrence differentiated for gender**

A difference between female and male occurred in relation to the “answers in yes or no”, female give more “answers with yes or no” then male, which can be seen in Table 3. Overall can be seen that female score higher on social behaviour then male.

R1  
R2  
R3  
R4  
R5  
R6  
R7  
R8  
R9  
R10  
R11  
R12  
R13  
R14  
R15  
R16  
R17  
R18  
R19  
R20  
R21  
R22  
R23  
R24  
R25  
R26  
R27  
R28  
R29  
R30  
R31  
R32  
R33  
R34

**Table 3** Comparison for the Chitchatters between female and male

Constructs and items	Female (n=11; 100 bootstrapping samples) Mean (SD)	Male (n=8; 100 bootstrapping samples) Mean (SD)	P-value (average from 100 bootstrap samples) Mean (SD)
Social verbal behaviour	5.68 (3.29)	4.26 (2.86)	0.38
Social non-verbal behaviour	3.86 (1.90)	2.33 (1.52)	0.17
Non-social verbal behaviour	0.18 (0.32)	1.53 (1.97)	0.14
Non-social non-verbal behaviour	0.24 (0.33)	0.99 (1.11)	0.21
Answer in yes or no	10.31 (6.06)	4.18 (2.90)	0.03*

Note \* $p < .05$ , \*\* $p < .01$ , \*\*\* $p < .001$

**Social behaviour occurrence differentiated for CC and QG**

As shown in Table 4 there is only a difference between the CC and the QG in relation to “answer in sentences” and “handling objects”. For the QG people responded more in sentences and handled an object more often. But for the “answer in sentences” for the QG the SD is quite high as well.

**Table 4** Comparison of Chitchatters (CC) and Question Game (QG)

Constructs and items-Mean (SD)	Chitchatters (CC) (N= 18, 100 bootstrap samples) Mean (SD)	Questiongame (QG) (N= 19, 100 bootstrap samples) Mean (SD)	P-value (average from 100 bootstrap samples)
Social verbal behaviour	5.09 (3.31)	7.41 (4.03)	0.15
Social non-verbal behaviour	3.25 (1.98)	4.00 (2.35)	0.38
Non-social verbal behaviour	0.78 (1.41)	1.48 (2.32)	0.33
Non-social non-verbal behaviour	0.61 (0.93)	0.32 (0.62)	0.33
Answer in sentences	4.13 (3.85)	11.63 (7.36)	0.00***
Handling objects	1.55 (1.06)	7.57 (4.31)	0.00***

Note \* $p < .05$ , \*\* $p < .01$ , \*\*\* $p < .001$

R1  
R2  
R3  
R4  
R5  
R6  
R7  
R8  
R9  
R10  
R11  
R12  
R13  
R14  
R15  
R16  
R17  
R18  
R19  
R20  
R21  
R22  
R23  
R24  
R25  
R26  
R27  
R28  
R29  
R30  
R31  
R32  
R33  
R34

**Interviews**

*CC in the daily work of activity therapists*

All therapists suggested that the CC supports them in their work. It is a very easy way to come up with a topic to discuss with the group members. The younger therapists in particular have difficulties in finding a topic that suits the people they work with, so create patient centred activities is hard for them. It would be even more supportive to have some kind of paper or leaflet with a description of the fragments, so they knew exactly what the song or video sample is about. They also find it nice to play a different kind of activity than the usual, more traditional, activities.

*Easy to use by activity therapists*

In general, the therapists find the CC easy to use, but they were not familiar with CC at the start of the study and only had access to a paper manual. Some therapists mention that it is practical to turn on the CC a few minutes before playing the activity, so it starts up immediately when the group is ready to play. Therapists, who lack sufficient experience with computers, find it harder to use the CC. Therapists mention that it is confusing that they always have to point the remote control towards the television, also when they want to switch the light of the radio, telephone, or treasure box. This is because the receiver of the remote control is placed inside the television stand. This is not intuitive.

*Social behaviour for people with dementia*

All five therapists stated that the CC stimulates social behaviour for people with dementia based on their own observations. Participants with dementia see or hear things, which is a trigger for their memory and they come up with stories from their own past. The therapists say the CC gives more triggers than for example the QG. The therapists specifically stressed that the CC makes participants go into a specific topic more deeply than when involved in other activities, because CC triggers memories and people come up with a story. All the therapists mentioned that the objects give a trigger, but that the conversation needs to be initiated by a therapist most of the time, because people do not start talking by themselves. One of the therapists assisting the group of participants with more severe dementia, said that responding to each

other's stories is still difficult for the participants, because the memory of these more severely demented people is more affected. Of the different objects, the therapists identified the television most often as the main trigger for social behaviour, as it is visual tool.

#### *Easy to use for people with dementia*

Not all the participants with dementia easily understood how the CC worked. The main complication was how to turn on the different objects. In the view of all the therapists, the lamp that indicates the activated object is not noticed by any of the participants. The therapists think it is also because the light is a white light, which goes unnoticed in a day-lit room. The movies, songs and lyrics are recognized most often by the participants aged 70 years and over. For the younger participants the content is not always recognizable. The telephone was not considered to be sufficiently user-friendly. The participants pick up the phone when it rings and say their name, but the phone instantly starts playing a lyric. This is confusing for most of the participants.

### **Discussion**

Through observations and semi-structured interviews this evaluation of the CC leisure activity highlighted the occurrence of social behaviour during leisure activities whereby eHealth is used. This eHealth application is used to give triggers to participants for stimulating social behaviour and social interaction. This evaluation study provided insight into the occurrence of social behaviour during the CC game, the differences in social behaviour between low and high MMSE participants, female and male participants, and provided a comparison to a non-technological leisure activity. Moreover, better insight was created through the views of the activity therapists working with the CC. These findings both support and contribute to the current literature in relation to leisure activities for people with dementia and the fact that leisure activities can stimulate social behaviour and with that the well being of people with dementia. In this study we specifically looked to the influence of the use of an eHealth application in a leisure activity, this eHealth application made it possible to create a people centred leisure activity and give interactive triggers, which might have a positive influence to the occurrence of social behaviour.

R1  
R2  
R3  
R4  
R5  
R6  
R7  
R8  
R9  
R10  
R11  
R12  
R13  
R14  
R15  
R16  
R17  
R18  
R19  
R20  
R21  
R22  
R23  
R24  
R25  
R26  
R27  
R28  
R29  
R30  
R31  
R32  
R33  
R34

R1 Previous work has shown the positive results of some sort of eHealth use in the field  
R2 of dementia care (12-17) and in the field of leisure in particular (18, 19, 38). A study  
R3 exploring the use of eHealth to stimulate social contact showed positive outcomes.  
R4 A multimedia system used in reminiscence therapy, which used photographs, music  
R5 and video clips, showed a more active role by people with dementia than during the  
R6 traditional reminiscence therapy (18).

R7 The results of the CC evaluation indicate that the CC leads to a higher occurrence  
R8 of social behaviour (in relation to the frequency of behaviour) instead of non-social  
R9 behaviour, the highest frequencies are scored for comments, yes/no responses,  
R10 laughing, sentence response and smiling. This means that the CC stimulates  
R11 communication and empathy. This social behaviour is an indicator of improved  
R12 well-being. From the perspective of the observational study, the CC makes people  
R13 comment a lot on what they see and hear from the objects, which can be seen in  
R14 the high frequency of comments during the play of the activity. In relation to the  
R15 behaviour during the CC sessions, the results for the low and high MMSE scores  
R16 corresponded with the symptoms of a person in his stage of dementia. So people  
R17 with a low MMSE score tend to be somewhat less active most of the time and are  
R18 more frequently observing than people with a high MMSE score, this correlates with  
R19 the findings.

R20 Looking at gender, the behaviour corresponded with the characteristics of the male  
R21 and female participants (3). Females more frequently engage in social contact and  
R22 giving answers than male participants do.

R23 Overall the SD is relatively high in some cases, the explanation for this is that some of  
R24 the persons playing the game give a lot of comments in comparison with the other  
R25 players for example, which generates a high SD. So generally said there is a bigger  
R26 difference in the behaviour of people with dementia, some people are really quiet,  
R27 while others are talking all the time.

R28  
R29 A large difference between leisure activities that either do or do not use eHealth was  
R30 not seen in this study. The differences, which can be seen for the factors “answer  
R31 in sentences” and “handling an object”, are more outspoken for the QG due to the  
R32 character of the game. During the QG people have to throw a dice several times so  
R33  
R34

the handling an object is more than during the CC. Also people have to answer a question with the QG, so the answer is most of the time already in a sentence. For the CC the purpose is more to create memories and so stories, which happens also more at the CC, but was not a significant difference.

Both leisure activities lead to the occurrence of social behaviour, which could be related to the well-being of a person with dementia.

The activity therapists think that the CC can be supportive in their work, and they provided several suggestions on how to improve the CC. One suggestion was to make the content more applicable for younger participants (younger than 65 years), for instance, by changing the music fragments. In addition, the younger activity therapists indicated that additional information about the content would help them in facilitating conversation, because they do not know much about the content themselves. The fragments are older than the therapist themselves, which makes it harder to start up the conversation and keep it going. All the therapists would like to have other types of content, for example, about nature and animals. During the CC sessions it was found that proactive therapists are a necessity to induce social behaviour. With more relevant and recognizable content, people may not need full support and might start talking more on their own.

While the findings of this study support much of what is already written in literature, this study is also unique in its focus on leisure with the help of eHealth. Furthermore, this study shows the enhanced occurrence of social behaviour during this specific leisure activity. The findings of this study have implications for both practice and further research. Looking at the practical implications it can be concluded that the CC can be improved in several ways.

The limitations of this study were that a comparison of the CC to another more traditional activity is difficult to achieve. There are some relevant differences between how the various activities are played and between the various features. In this study, a selection was made of both activities because of their dependence on memory and the shared aim of stimulating social behaviour.

R1  
R2  
R3  
R4  
R5  
R6  
R7  
R8  
R9  
R10  
R11  
R12  
R13  
R14  
R15  
R16  
R17  
R18  
R19  
R20  
R21  
R22  
R23  
R24  
R25  
R26  
R27  
R28  
R29  
R30  
R31  
R32  
R33  
R34

R1 The OSBC scale allows only for the detailed study of the occurrence of social and  
R2 non-social behaviour. It could be worth investigating if the CC stimulates social  
R3 interaction as well, because this could be different for leisure activities where there  
R4 is a possibility to create people centred activities and more interactive triggers. More  
R5 specifically can be looked to the amount of time and the way of communicating  
R6 between participants, such as whether a person talks to another person and for what  
R7 amount of time, and to investigate if they respond to each other's questions.  
R8

R9 The final limitation is the fact that the statistical method bootstrapping gives a first  
R10 impression of the effects of using eHealth in leisure activities, but future research  
R11 remains necessary. It is hard to observe large groups of people with dementia,  
R12 because the care for these people is nowadays more and more small scaled. In this  
R13 study we used bootstrapping with 100 samples, because the number of included  
R14 patients in this study was too small to get reliable conclusions. Bootstrap is used  
R15 more in healthcare research in the last few years, for instance for constructing  
R16 confidence intervals for treatment differences, cost-effectiveness analysis in RCTs,  
R17 assess provider performance for providers with small numbers of observed events  
R18 (39-43). The value of bootstrapping in healthcare research is growing and also the  
R19 fact that it can be supplementary to the conventional statistical thinking (44). The  
R20 simplicity of the method allows its application more and more, like in this study for  
R21 a small group of respondents. But still with less than 20 participants where you use  
R22 this bootstrapping method, like in this study the outcomes may be less reliable. So  
R23 this research was exploratory to see if there were any differences between the two  
R24 games or within MMSE score and gender, but also to see the influence from eHealth  
R25 in leisure games for people with dementia. Further research will be necessary with  
R26 larger samples of clients.  
R27

R28 Overall, no large differences were observed for social behaviour factors between the  
R29 CC and the QG, but the CC does create and stimulate social behaviour. The CC shows  
R30 more active behaviour by people with high MMSE scores and by female. eHealth in  
R31 leisure activities can be supportive for activity therapists organizing the activities,  
R32 because it helps them to come up with new topics to address in their work.  
R33  
R34

**Acknowledgements**

*The authors would like to thank the care organization SVVE Archipel, the Landrijt, Eindhoven, The Netherlands, dr. L.S. van Velsen and dr. M.E. Zonderland for the support in conducting this evaluation.*

R1  
R2  
R3  
R4  
R5  
R6  
R7  
R8  
R9  
R10  
R11  
R12  
R13  
R14  
R15  
R16  
R17  
R18  
R19  
R20  
R21  
R22  
R23  
R24  
R25  
R26  
R27  
R28  
R29  
R30  
R31  
R32  
R33  
R34



## References

1. Wimo A, Prince M. World Alzheimer Report 2010. London: Alzheimer's Disease International, 2010.
2. Bharucha AJ, Anand V, Forlizzi J, Dew MA, Reynolds CF, Stevens S, Wactlar H. Intelligent Assistive Technology Applications to Dementia Care: Current Capabilities, Limitations and Future Challenges. *American Journal of Geriatric Psychiatry*. 2009;17(2):88-104.
3. Ott BR, Tate CA, Gordon NM, Heindel WC. Gender differences in the behavioral manifestations of Alzheimer's disease. *Journal of the American Geriatrics Society*. 1996;44(5):583-7.
4. Folstein MF, Folstein SE, McHugh PR. Mini-mental state. A practical method for grading the cognitive state of patients for the clinician. *Journal of psychiatric research*. 1975;12(3):189-98.
5. Bamford C, Bruce E. Defining the outcomes of community care: the perspectives of older people with dementia and their carers. *Ageing and Society*. 2000;20(5):543-70.
6. van der Roest HG, Meiland FJ, Comijs HC, Derksen E, Jansen AP, van Hout HP, Jonker C, Droës RM. What do community-dwelling people with dementia need? A survey of those who are known to care and welfare services. *International Psychogeriatrics*. 2009;21(5):949-65.
7. Sterns HL, Camp CJ. *Applied gerontology*. *Applied Psychology*. 1998;47(2):175-98.
8. Buettner LL, Ferrario J. Therapeutic recreation-nursing team: A therapeutic intervention for nursing home residents with dementia. *Therapeutic recreation news*; 1997/1998 [cited 2012 June 6]; Available from: <http://www.recreationtherapy.com/re-dem.htm>.
9. Koger SM, Chapin K, Brotons M. Is music therapy an effective intervention for dementia? A meta-analytic review of literature. *Journal of Music Therapy*. 1999;36(1):2-15.
10. Schreiner A, Yamamoto E, Shiotani H. Positive affect among nursing home residents with Alzheimer's dementia: the effect of recreational activity. *Ageing and Mental Health*. 2005;9(2):129-34.
11. Dupuis SL, Whyte C, Carson J, Sadler L, Meschino L. Liberating leisure from therapy. *Leisure Studies Association annual conference*; Leeds, England. 2010.
12. Lauriks S, Reinersmann A, van der Roest HG, Meiland FJ, Davies RJ, Moelaert F, Mulvenna MD, Nugent CD, Dröes RM. Review of ICT based services for identified unmet needs in people with dementia. *Ageing Research Reviews*. 2007;6(3):223-46.
13. Cahill S, Begley E, Faulkner JP, Hagen I. "It gives me a sense of independence"- Findings from Ireland on the use and usefulness of assistive technology for people with dementia. *Technology and Disability*. 2007;19(2-3):133-42.
14. Cahill S, Macijauskiene J, Nygård AM, Faulkner JP, Hagen I. Technology in dementia care. *Technology and Disability*. 2007;19(2-3):55-60.
15. Nijhof N, van Gemert-Pijnen JEW, Dohmen D, Seydel ER. Dementie en technologie. Een studie naar toepassingen van techniek in de zorg voor mensen met dementie en hun mantelzorgers. *Tijdschrift voor Gerontologie en Geriatrie*. 2009;40(3):113-32.
16. Duff P, Dolphin C. Cost-benefit analysis of assistive technology to support independence for people with dementia - Part 2: Results from employing the ENABLE cost- benefit model in practice. *Technology and Disability*. 2007;19(2-3):79-90.
17. Topo P. Technology studies to meet the needs of people with dementia and their caregivers. A literature review. *Journal of Applied Gerontology*. 2009;28(1):5-37.
18. Astell AJ, Ellis M, Alm N, Dye J, Campbell J, Gowans G. Facilitating communication in dementia with multimedia technology. *Brain and language*. 2004;33(1):304-6.

19. Theng YL, Bin Dahlan A, Akmal ML, Myint TZ. An exploratory study on senior citizens' perceptions of the Nintendo Wii: The case of Singapore. *Icreat*; April 22-26; Singapore: ACM; 2009.
20. van Rijn H, van Hoof J, Stappers PJ. Designing leisure products for people with dementia: developing "the Chitchatters" game. *American Journal of Alzheimer's Disease & Other Dementias*. 2010;25(1):74-89.
21. Genoe R, Dupuis SL. The role of leisure within dementia context. *Dementia*. 2012.
22. Koene M. Vragenderwijs Blauw deel 2. Grou, The Netherlands [cited 2012 June 6]; Available from: [http://www.michelkoene.nl/produkt/41590000/Vragenderwijs\\_Blauw\\_deel\\_2.htm](http://www.michelkoene.nl/produkt/41590000/Vragenderwijs_Blauw_deel_2.htm).
23. Catwell L, Sheikh A. Evaluating eHealth Interventions: The Need for Continuous Systemic Evaluation. *PLoS Med*. 2009;6(8).
24. Yusof MM, Kuljis J, Papazafeiropoulou A, Stergioulas LK. An evaluation framework for health information systems: human, organization and technology-fit factors (HOT-fit). *International Journal of Medical Informatics*. 2008;77(6):386-98.
25. Pagliari C. Design and evaluation in eHealth: Challenges and implications for an interdisciplinary field. *Journal of Medical Internet Research*. 2007;9(2).
26. Kaufman D, Roberts WD, Merrill J, Lai TY, S. B. Applying an evaluation framework for health information system design, development, and implementation. *Nurse Researcher*. 2006;55(1).
27. Van der Meijden MJ, Tange HJ, J. T, Hasman A. Determinants of success of inpatient clinical information systems: a literature review. *Journal of the American Medical Informatics Association*. 2003;10(3):235-43.
28. Lunsman M, McFadden SH, Andel R, editors. Comparative analysis and interrater reliability of the Oshkosh Social Behaviors Scale for dementia patients. *Gerontological Society of America*; 2007; San Francisco, California.
29. McFadden SH, Lunsman M. Continuity in the midst of change: Behaviors of residents relocated from a nursing home environment to small households. *American Journal of Alzheimer's Disease and Other Dementias*. 2010;25(1):51-7.
30. Kinney JM, Rentz CA. Observed well-being among individuals with dementia: Memories in the Making, an art program, versus other structures activity. *Journal of Alzheimer Disease and Other Dementias*. 2005;20(4):220-7.
31. Nielsen J. Usability engineering. San Francisco: Morgan Kaufmann; 1993.
32. Kushniruk AW, Patel VL. Cognitive and usability engineering methods for the evaluation of clinical information systems. *Journal of Biomedical Informatics*. 2004;37(1):56-76.
33. Akins RB, Tolson H, Cole BR. Stability of response characteristics of a Delphi panel: application of bootstrap data expansion. *BMC Medical Research Methodology*. 2005;5(37).
34. Teknomo K. Bootstrap Sampling Numerical Example. 2006 [cited 2012 June 20]; Available from: <http://people.revoledu.com/kardi/tutorial/Bootstrap/examples.htm>.
35. Linden A, Adams JL, Roberts N. Evaluating disease management program effectiveness: an introduction to the bootstrap technique. *Disease management & health outcomes*. 2005;13(3):159-67.
36. Edgington ES. Randomization tests. New York: Dekker; 1996.
37. Good P. Permutation tests: a practical guide for resampling methods for testing hypotheses New York: Springer-Verlag; 2000.
38. Orpwood R, Gibbs C, Adlam T, Faulkner R, Meegahawatte D. The design of smart homes for people with dementia-user interface aspects. *Universal Access in the Information Society*. 2005;4(2):156-64.


R1  
R2  
R3  
R4  
R5  
R6  
R7  
R8  
R9  
R10  
R11  
R12  
R13  
R14  
R15  
R16  
R17  
R18  
R19  
R20  
R21  
R22  
R23  
R24  
R25  
R26  
R27  
R28  
R29  
R30  
R31  
R32  
R33  
R34

Chapter 6

- R1
- R2
- R3
- R4
- R5
- R6
- R7
- R8
- R9
- R10
- R11
- R12
- R13
- R14
- R15
- R16
- R17
- R18
- R19
- R20
- R21
- R22
- R23
- R24
- R25
- R26
- R27
- R28
- R29
- R30
- R31
- R32
- R33
- R34
39. Maetzel A, Strand V, Tugwell P, Wells G, Bombardier C. Economic comparison of Leflunomide and Methotrexate in patients with rheumatoid arthritis. *Pharmacoeconomics* 2002;20(1):61-70.
  40. Peris F, Martinez E, Badia X, Brosa M. Iatrogenic cost factors incorporating mild and moderate adverse events in the economic comparison of Aceclofenac and other NSAIDs. *Pharmacoeconomics*. 2001;19(7):779-90.
  41. Neymark N, Adriaenssen I, Gorlia T, Caleo S, Bolla M, Brochon D. Cost-effectiveness of the addition of early hormonal therapy in locally advanced prostate cancer: results decisively determined by the cut-off time point chosen for the analysis. *European Journal of Cancer* 2001;37(14):1768-74.
  42. Chen M, Kianifard F. A nonparametric procedure associated with a clinically meaningful efficacy measure. *Biostatistics*. 2000;1(3):293-8.
  43. Bredell H, Crookes RL, Heynes dPA, Schoub BD, Morris L. Molecular investigation of two possible cases of accidental HIV-1 transmission in South Africa. *AIDS Research Human Retroviruses*. 2003;19(7):613-7.
  44. Henderson AR. The bootstrap: a technique for data-driven statistics. Using computer intensive analyses to explore experimental data. *Clinica Chimica Acta*. 2005;359(1-2):1-26.

# Chapter 7

## Conclusions and discussion



Chapter 7

R1  
R2  
R3  
R4  
R5  
R6  
R7  
R8  
R9  
R10  
R11  
R12  
R13  
R14  
R15  
R16  
R17  
R18  
R19  
R20  
R21  
R22  
R23  
R24  
R25  
R26  
R27  
R28  
R29  
R30  
R31  
R32  
R33  
R34

## Conclusions and discussion

The goal of this dissertation is to present the implications of developing and implementing eHealth for people with dementia in home-based and residential care with a focus on technology used to monitor patients and improve their social contact. The research questions of this dissertation focus on the use of eHealth technologies in dementia care, the implementation of eHealth in practice, its uptake and impact, as well as the implications of developing eHealth and implementing it for patients with dementia, as mentioned above.

The introduction of this dissertation illustrated the growing number and cost of people with dementia, both worldwide and specifically in the Netherlands. Furthermore, there is a changing healthcare structure, with fewer people working in the healthcare sector, but more people to care for. eHealth might be one of the approaches which are required to meet the demands upon formal and informal care systems in the future. There is a lack of scientific evidence in the field of eHealth for people with dementia and many eHealth technologies in general are not doing well in providing sustainable innovations in healthcare practices.

In this dissertation our focus was on the operationalization and summative evaluation of the use of eHealth technologies for people with dementia, in people's own homes and in residential care. We followed the CeHRes roadmap to guide the evaluation process (1). We used a literature review and four case studies to answer our research questions. For the operationalization phase we looked into the implementation of the eHealth technology used. For the summative evaluation we looked into uptake: usage and usability, and impact: well-being for people with dementia and their family caregivers, healthcare delivery and cost savings.

In this section of the Conclusions and Discussion we will comment on the findings with respect to the research questions, describe similarities and differences with existing literature and give implications for the use of eHealth in dementia care. Hereby we follow the research questions related to implementation, uptake and impact. In

R1 the discussion we will comment on the methods used, and on the strengths and  
R2 limitations of this research. The research we have done in this dissertation creates  
R3 new research questions for the future, which will be described at the end of this  
R4 chapter as well.  
R5

## R6 **Conclusions**

R7  
R8 In this dissertation we investigated the type of technologies that were generally  
R9 used in dementia care. From the literature review in chapter 2, it appeared that the  
R10 impact of the technologies used has not been studied extensively. The technologies  
R11 can be divided into signalling, monitoring and social contact technologies (**Research  
R12 question 1**). The scientific evidence of technology related to social contact and  
R13 monitoring is especially rare. There are more practical descriptions for these kinds  
R14 of technologies, than scientific studies. But still the preliminary results out of the  
R15 literature review for these two categories of technologies look promising in relation  
R16 to patients' quality of life and patients' behaviour. This is also the reason why this  
R17 dissertation focused on monitoring and social contact technology.  
R18

R19 The findings of this dissertation can be applied to monitoring and social contact  
R20 technologies used for people with dementia. However, the findings, implications  
R21 and recommendations might even be useful for the use of signalling technologies  
R22 for people with dementia or the use of eHealth more generally for groups other  
R23 than those consisting of people with dementia. The monitoring technologies might  
R24 also be useful for people with other cognitive impairments and the social contact  
R25 technologies might be useful for people with other (not) congenital cognitive  
R26 impairments or for elderly and vulnerable people. The monitoring technologies  
R27 create a feeling of safety and the social contact technologies create structure during  
R28 the day or alternatively could be used to reduce loneliness.  
R29  
R30  
R31  
R32  
R33  
R34

## **Implementation: barriers and facilitators**

### ***Empirical research***

In three studies (chapters 3, 4 and 5) the activities that were carried out for the implementation of eHealth were also evaluated. In all of these studies improvements in this implementation phase were recognized.

The problems as seen in the studies were related to changes in the project groups, a lack of internal communication about the project within the organization, a lack of good training for professional caregivers, no direct link with the care coordination and organization (so the eHealth technologies were not embedded in the daily care routines) and a top-down approach instead of taking along the family or professional caregivers right from the start (***Research question 2***).

No difference in home-based/residential care or monitoring/social contact technology was observed.

### ***Literature***

Mair et al. (2) carried out a literature review of sixty-six review papers related to barriers against, and facilitators of, the implementation of eHealth. The key barriers included inadequate information management, inadequate inter-agency cooperation, intrusive technology/rigidity of the system, cost, and the absence of any of testing systems. The key facilitators for eHealth included positive inter-agency co-operation, flexibility, ease of use, organizational willingness and ability to order information. In other studies the following suggestions are given for the implementation of eHealth: see the patient as a person, the product as a service, and ensure that the service is validated by the person (3). But also create staff involvement and commitment, human resources, organizational structure, intra-organizational networks and extra-organizational networks (4). There is a narrow focus on the implementation of eHealth, with little attention paid, or interest given, to the impact of new eHealth technologies on the workload, inter-professional relationships, and the communication between caregivers and patients (5). Broens et al. named five categories which influence the implementation of an eHealth technology: technology, acceptance, financing, organization, and policy and legislation (6).



R1 These afore mentioned results in the studies related to implementation show  
R2 similarities with the results of our research. Even though all of these studies relate to  
R3 eHealth, and not specifically to use by people with dementia, the implementation of  
R4 eHealth has the same issues as it does for people with dementia. Examples include  
R5 the development together with the end-users or embedding eHealth in the daily care  
R6 practice routine.

R7  
R8 ***Implications***

R9 Implementation plays a major role in determining the success of an eHealth  
R10 technology. Implementation influences the uptake and impact of an eHealth  
R11 technology. As mentioned in our introduction as well, there is a proven relationship  
R12 between the sustainability of an eHealth technology in a healthcare setting and  
R13 its implementation (5) (chapter 1). A well-organized implementation process was  
R14 missing in the studies included in this dissertation, which will be the reason for lower  
R15 uptake and less impact.

R16  
R17 First of all, it is important to have an active project group with all of the stakeholders  
R18 involved from the outset, that is: from the family/professional caregiver to the  
R19 people with dementia, to the policymakers themselves. These project groups should  
R20 be involved right from the start, receive time to spend on the project, and should be  
R21 communicating regularly with the rest of the healthcare organization (chapter 3, 4  
R22 and 5).

R23  
R24 Secondly, there is no need to embed eHealth in the daily care routine right from the  
R25 start of the project, because users have to be given enough time to get used to the  
R26 technology as well. However, there should eventually be a focus on the changes that  
R27 eHealth will bring to the daily care routine. If the technology is more frequently used,  
R28 a detailed analysis should be carried out of how these daily care processes should be  
R29 changed (chapters 3-6).

R30  
R31 Consequently, for the implementation phase it is important to let people get used  
R32 to the technology (give them the time and proper training for this as well), let the  
R33  
R34

innovation diffuse itself within the organization (7). After that, create changes in the daily care routine and with that look for a business model which might be interesting. This business model could focus on different factors such as: more efficiency in the night care with fewer people working, video contact instead of house visits, postponing the moment of an intake to a nursing home, etc. (chapter 3). With this daily process change and business model, more cost savings might be generated. This is interesting for the organizations that have to pay, the third parties, such as the Dutch Healthcare Authority (NZA). They will become interested if the eHealth technology definitely generates cost savings.

Another and final subject which is not always taken into account with eHealth technologies, but nevertheless has a lot to do with embedding eHealth into the daily care routine, involves the ethical issues. For ADLife, the family caregivers wanted to have more insight into their relative's data, although the professional caregivers did say that this was linked to the privacy of the patient (chapter 3). It is wise to think about these issues early on in the implementation phase and not when a specific situation might occur (8).

## **Uptake**

### ***Empirical research***

Monitoring technologies (chapters 3 and 4) prescribe a certain usage, active or passive, depending on the user. The person with dementia is a passive user, only having the technology in their home or around their wrist in our studies. The professional caregiver has to analyze the data of the monitoring technology. This analysis of the data was carried out differently in the two studies, every day and twice a week. For the 'technology used on a daily basis' an intended usage was given, but for the 'technology used twice a week' no intended usage was given.

Social contact technologies (chapters 5 and 6) require active usage by the people with dementia themselves, but this usage is different for every person, depending on their gender, MMSE and personality.

R1  
R2  
R3  
R4  
R5  
R6  
R7  
R8  
R9  
R10  
R11  
R12  
R13  
R14  
R15  
R16  
R17  
R18  
R19  
R20  
R21  
R22  
R23  
R24  
R25  
R26  
R27  
R28  
R29  
R30  
R31  
R32  
R33  
R34

R1 Apart from the difference between individuals for the actual usage, the not given  
R2 intended usage also creates differences in actual usage.

R3  
R4 In relation to the usability of the eHealth technology, all of the technologies received  
R5 several suggestions and comments about user-friendliness (chapters 3-6). The user-  
R6 friendliness could be improved because the technologies used were not tailored  
R7 from the mindset of people with dementia (cognitively impaired) or their caregivers  
R8 (not used to working with technologies) and should be more tailor-made to the  
R9 individual (because every person with dementia is different). The technology was  
R10 also still prone to too many glitches (**Research question 3**).

R11  
R12 **Literature research**

R13 In the existing literature, no research was found about the actual usage of eHealth  
R14 technology by people with dementia, although there is some literature in the field of  
R15 actual usage of eHealth for other patients, which is in turn mostly related to internet  
R16 technologies. For internet technologies in the healthcare sector, it can be seen that  
R17 the actual usage is much lower than the intended usage. They offer two solutions  
R18 for this: create an attitude towards unintended use in relation to further valuable  
R19 adoption and support the use of the service, instead of only the e-service (9). For a  
R20 web-based, disease management programme for supporting the self-care of diabetes  
R21 patients the technology was hampered by low enrolment and non-usage attrition.  
R22 The main barriers were poor user-friendliness, absence of push factors (prompts),  
R23 and selection of the 'wrong' users. The solutions given in this study were as follows:  
R24 avoid selective enrolment, make use of participatory design, and develop persuasive  
R25 technology (10).

R26  
R27 These internet technologies are not totally comparable to the technologies used in  
R28 our study. In our study we used devices instead of internet technologies, but non-  
R29 user-friendliness was mentioned by the people with dementia themselves as well as  
R30 by the caregivers. Push factors were not specifically mentioned in our projects, but  
R31 for people with dementia you have to create specific reminders, because of their  
R32 cognitive abilities. The caregivers received instructions for one project about how  
R33  
R34

often to use the technology, which were followed. For people with dementia no real instructions were given and if this was the case (such as: put on PAL4 every morning) this did not always work for this specific group of people because of their cognitive abilities. Reminders should be given several times and in an easy and clear way.

The differences we found in our study between the actual usage in relation to gender, MMSE and personality were not found in other studies for people with dementia and the use of eHealth technologies.

As mentioned above, in our studies the technologies used are not always user-friendly, but in Lauriks' et al. review the technologies seem to be easy to use (11). A possible reason for this is that most of the technologies in Lauriks' et al. study were not commercially available technologies, but rather research technologies, whereby the phase of contextual inquiry - and so the development of the technology - was done together with the end-users, because these technologies were developed during the research period.

On the other hand, comparable with other commercially available technologies, our studies showed positive results in relation to the usability, for example the measurement and improvement of the sleep and wake patterns of a person with dementia. In our study (chapter 4), we showed positive results, but in another study in which they used motion sensors, bed mat and bed sensors it was much more difficult to measure, because people with dementia get in and out of their bed. Even if people were in their bed it was hard to ensure that a person was asleep (12). The IST Vivago watch is definitely an improvement in contrast with these sensor technologies, although not all people with dementia prefer to have something to wear like a watch.

The possibility of creating heuristics to choose from for an eHealth technology for people with dementia is also mentioned by Kinney et al. (13), in which the caregivers are concerned about fine-tuning the technology to the personal wishes of the person with dementia.

R1  
R2  
R3  
R4  
R5  
R6  
R7  
R8  
R9  
R10  
R11  
R12  
R13  
R14  
R15  
R16  
R17  
R18  
R19  
R20  
R21  
R22  
R23  
R24  
R25  
R26  
R27  
R28  
R29  
R30  
R31  
R32  
R33  
R34

R1 As mentioned in our studies as well, most technologies do have glitches, which is  
R2 common in other studies as well: in a project in a residential care setting the technical  
R3 staff had to work 12 to 16 hours each week to solve bottlenecks with the technology  
R4 (14).  
R5

R6 ***Implications***

R7 The uptake related to usage can be increased by describing the intended usage,  
R8 users and context of usage (home/residential) of the monitoring and social contact  
R9 technologies. The uptake related to usability can be created to match the technology  
R10 with the users' needs, which creates more user-friendly eHealth technologies.  
R11 This should all be done in the contextual inquiry and implementation phase  
R12 (operationalization) of an eHealth technology (see CeHRes roadmap).  
R13

R14 In all of the four studies (chapters 3-6) there was no match between the needs of  
R15 the people using the technologies. These needs were not recognized during the  
R16 development of the technologies, for example: the watch which was used did not  
R17 work well with the fragile arms of an older person.  
R18

R19 First of all, because the needs are so different from those for 'usual seniors' it is hard  
R20 for a healthy person to imagine how a person with dementia sees the world.

R21 Secondly, it is also hard from the perspective of validity to ask people with dementia  
R22 directly (especially in the more severe stage of dementia) what they feel and think  
R23 about general things and the fact that all people with dementia have different wishes  
R24 and needs. But even though it is hard to get a clear and real life view of the lives  
R25 of people with dementia, it is important to attempt to do so in order to strive for  
R26 the eHealth technologies to be worthwhile. This could be done by observations or  
R27 through interviews with the family caregivers if people are in a more severe stage  
R28 of dementia. If people are in the initial phase of dementia it is possible to ask them  
R29 about their needs themselves most of the time.  
R30

R31 The needs of Roest et al. (15) might be of assistance, but we have to think about how  
R32 to integrate these needs in technology (chapter 1). These needs, which are related to  
R33  
R34

the domains of memory, information, company, psychological distress and daytime activities, need to be analyzed more. So for the need ‘company’, what exactly do the people with dementia want in relation to company? Do they want a real life visit or is the possibility of talking to someone (even if it is through a video contact) enough? Or do they want both of them? If so, in what frequencies? All these details need to be explored in more detail through interviews with people with dementia themselves or their family caregivers, before the technology can play any sort of meaningful role.

Furthermore, the wishes and needs of people with dementia differ from individual to individual and because it is commercially-wise not possible to create an individual eHealth technology for every person separately, it would be wise to create heuristics to choose from, in short: a people-centred and flexible eHealth technology. For PAL4, for example, in the newest version the possibility to choose three different sorts of agendas was included: a daily agenda till 3 pm (after that it refreshes itself for the appointments after 3pm), a daily agenda in total, and a week agenda (chapter 5).

Next to this more in-depth analysis of the needs of the end-users, it is also important to let people know the possibilities of today’s cutting edge technology. Elderly people with dementia today are unaware of all these possibilities. The danger is that if a person with dementia is asked whether he or she would like to use technology for some of their needs, they do not have the slightest clue of the possibilities. Therefore, scenarios and possibilities should be explained and showed to the person with dementia to give him or her a good overview (chapter 3 and 5).

Family caregivers who are closely related to people with dementia have to be included in this contextual inquiry as well. For example, for the ADLife system all of them said that the monitoring system should be expanded to monitoring and signalling situations (in other words, the system should also generate an alarm when someone falls down), which would make them feel more safe.

People with dementia and family caregivers are not the only users of the technology; the professional caregivers also use it. These professional caregivers are familiar with all the ins and outs of caring for people, but not about working with technology or

R1  
R2  
R3  
R4  
R5  
R6  
R7  
R8  
R9  
R10  
R11  
R12  
R13  
R14  
R15  
R16  
R17  
R18  
R19  
R20  
R21  
R22  
R23  
R24  
R25  
R26  
R27  
R28  
R29  
R30  
R31  
R32  
R33  
R34

R1 even more specifically eHealth technologies. Data as shown on a webpage of ADLife  
R2 might be easy for a technician to understand, but not necessarily for the professional  
R3 caregiver (chapter 3).  
R4

R5 Overall, it is important, right from the start, to involve the end-users in the choice  
R6 or design of a specific eHealth technology. After that has been accomplished, the  
R7 intended usage for every technology should be thought about carefully, together  
R8 with the users and the context of its use, because this is very different for every  
R9 technology; there are no straight-forward rules for this.  
R10

### R11 **Impact related to well-being**

#### R12 ***Empirical research***

R13 In this dissertation we use a broad definition of the well-being of people with  
R14 dementia; it could be all sorts of good or satisfactory conditions of existence (16)  
R15 because the eHealth technologies have different purposes in relation to well-  
R16 being, ranging from feelings of safety and security, social contact, and sleeping, to  
R17 supportiveness in their daily life.  
R18

R19 Firstly, focus on the well-being of the people with dementia themselves. For  
R20 monitoring technology (chapters 3 and 4), improvements for well-being are in  
R21 relation to the health status of people with dementia or to creating a feeling of safety  
R22 and security. But this feeling is only for the people with dementia who are aware of  
R23 the monitoring technology in their home, for example if people with dementia still  
R24 know after a few days or weeks that there were sensors in their house registering  
R25 their patterns. After the installation, most people forgot that these sensors were in  
R26 their homes.  
R27

R28 For social contact technology (chapters 5 and 6) improvements are observed in  
R29 relation to social behaviour, a feeling of safety, and pleasure for the people with  
R30 dementia. For example, by playing the memory games on PAL4, using the agenda, or  
R31 making video contact with family caregivers.  
R32  
R33  
R34

Although not quantitatively proven nevertheless, according to the caregivers (qualitatively proven), the technologies used in home care also make it possible for people to live at home for a longer period of time.

Secondly, we looked at the well-being of family caregivers. In residential care, technology cannot really fulfil the needs of the family caregiver in relation to their own well-being, because the technology is purely used for the person with dementia or to provide support to the professional caregiver. In a homecare setting, the monitoring technology (chapter 3) created a feeling of safety and security while the social contact technology (chapter 5) created support for the family caregiver. But the family caregivers also mentioned the fact that the eHealth technology did not decrease the burden for them: they still had to do the laundry, grocery shopping or take care of the financial administration for their sick relative, which takes up a lot of effort and time (**Research question 4**).

#### ***Literature research***

For the impact related to well-being, the positive results in our study correlate with the findings of other studies (11, 17) and with our own literature review results (18) in which social contact technologies were liked by people with dementia and were supportive for caregivers. For the monitoring technologies, we found that they increased the sense of safety and reduced feelings of fear and anxiety for people with dementia and their family caregivers.

In our studies there was supportiveness for the family caregiver, but no reduced burden. In a study where family caregivers of dementia patients could use a technology-based psycho-educational intervention, a significant decrease in this burden was observed (19). In another study, no significant differences were found for burden, depression, coping, quality of life, knowledge and satisfaction after the use of a screen-phone to support and educate caregivers (20). These studies and technologies were used directly for the support of caregivers, for the studies related to the needs and daily life of people with dementia no proved significant decrease of burden was found for the caregiver.

R1  
R2  
R3  
R4  
R5  
R6  
R7  
R8  
R9  
R10  
R11  
R12  
R13  
R14  
R15  
R16  
R17  
R18  
R19  
R20  
R21  
R22  
R23  
R24  
R25  
R26  
R27  
R28  
R29  
R30  
R31  
R32  
R33  
R34



R1 As also mentioned in this study, it is quite hard to quantitatively prove that someone  
R2 can live at home for a longer period of time through the use of eHealth. In a study with  
R3 a monitoring and signalling eHealth technology, six out of the 18 people experienced  
R4 a delay or prevention in being taken into residential care by the system that was  
R5 used, for five persons a delay was not possible, and for the other persons there were  
R6 different reasons for their institutionalization (21).

R7  
R8 ***Implications***

R9 The positive impact of well-being for people with dementia and their family caregivers  
R10 was observed in the use of eHealth technologies, but could be expanded further.

R11  
R12 One of the possibilities to expand this impact is a match between the technology and  
R13 the needs of the users and a well-organized implementation process, as described  
R14 earlier. The last possibility to expand this impact on well-being is by focusing on the  
R15 phase of value specification from the CeHRes roadmap.

R16  
R17 In this dissertation we saw that, for most of the time, the reason for being taken  
R18 into residential care is because the patient becomes too much of a burden for the  
R19 caregiver (chapter 3). Unfortunately, the technologies used in this dissertation did  
R20 not reduce the burden on these family caregivers. The overall goal of eHealth is to  
R21 generate a higher quality of care, but with that it must also be cost-effective and this  
R22 can be created to enable people to continue living in their own homes for as long as  
R23 possible, so less burden should also be created instead of only supportiveness and  
R24 a feeling of safety as proved in this dissertation. These values should be specified  
R25 together with the stakeholders before designing and implementing the technology.

R26  
R27 The stakeholders could be the person with dementia himself, the family and  
R28 professional caregiver, the policymaker, the specialist in elderly care, etc. The values  
R29 of the stakeholders should be taken into account and given priority. In general, it  
R30 was stated in all the studies we did, which were pilot projects, that the healthcare  
R31 organization wanted to create cost savings and a better quality of life for the person  
R32 with dementia, so this has a high value and should also be included in the eHealth  
R33 technology used (value specification).

## **Impact related to healthcare delivery**

### ***Empirical research***

The monitoring technologies (chapters 3 and 4) generate the possibility to create interventions as seen in our studies. It gives the professional caregivers an extra sensory organ. For the social contact technologies (chapters 5 and 6), the healthcare delivery is more in relation to supportiveness for the professional caregivers in their work. For example, the Chitchatters generate subjects to talk about during activities with people with dementia.

For the residential care (chapters 4 and 6), the impact on healthcare delivery is in relation to night shifts or efficiency in the work (with the support of eHealth). In the homecare (chapters 3 and 5) the impact on healthcare delivery is more in relation to creating more independence for the person with dementia, more support for the family caregiver, and some efficiency possibilities in the work of professional caregivers (for example, making video contact instead of a house visit).

The eHealth technologies that were used could all have their impact on healthcare delivery in the participating healthcare organization. Not all of the participating healthcare organizations have embedded the technologies totally in the organization of their daily care routine, so the impact differs for every organization, not only in terms of the degree of the impact, but also on how the impact is experienced (**Research question 4**).

### ***Literature research***

The results in this dissertation relating to healthcare delivery correlate with findings in other studies (11, 18) where interventions, where started by monitoring technologies and social contact technologies to create support in the work of professional caregivers. The fact that eHealth is not embedded in the routine practice of daily care, is also indirectly seen in a study where they used motion sensors in a nursing home. The professional caregivers mentioned that the workload and stress increased, because there was a lot more to deal with during working hours (22). If the eHealth technology that was used had been embedded into the routine practice of daily care this would not have been the case. In this sense, eHealth should create some support for their work instead of extra work. In another study there was no positive and

R1 no negative effect on the workload of the caregiver (23). In this dissertation small  
R2 changes could be seen, some house visits were done by video contact for example.  
R3 So this study shows that changes in the healthcare delivery are possible, but again  
R4 embedding in daily care practice is necessary to expand this impact.  
R5

### R6 ***Implications***

R7 eHealth technologies create possibilities for efficiency in healthcare delivery. But  
R8 the possibility to create just-in-time care instead of just-in-case care is still not fully  
R9 used, which is also a consequence of the fact that the professional caregivers are  
R10 not used to working with these kinds of technologies and do not know how to  
R11 interpret the data or let the technology support them in their work and make care  
R12 decisions from the things they see at a patients' room or home, together with the  
R13 technology (chapters 3-6). The possible solution for this lies in the points described  
R14 for the development and implementation for embedding the eHealth technology in  
R15 the routine daily practice of care.  
R16

### R17 **Impact related to cost savings**

#### R18 ***Empirical research***

R19 The costs savings investigated in this dissertation are created by letting someone live  
R20 at home for as long as possible instead of having them taken into residential care.  
R21

R22 Compared to staying in residential care, for 10 clients living at home with ADLife for  
R23 duration of two months, the savings were €23,665, while for 50 clients the savings  
R24 were €124,122 (chapter 3). For 10 clients living at home with PAL4 for one month  
R25 longer, instead of in residential care, the savings were €8237, while for 50 clients  
R26 this was €43,187 of savings (chapter 5). Therefore, cost savings can be created by  
R27 postponing the moment of intake into a nursing home through the use of supportive  
R28 eHealth technologies. The breakeven point is for both of the technologies around  
R29 the €5000 for home care and next to that the use of the technology. So if a person  
R30 is getting more severe dementia and also has to receive higher levels of care, it will  
R31 finally turn out to be more cost-effective to let someone go into residential care  
R32 (chapters 3 and 5).  
R33  
R34

Not in this dissertation, and in no other single scientific study carried out so far, it has been quantitatively proven that someone is definitely able to live at home for a longer period of time through the use of technology. In this dissertation professional and family caregivers believed that it would be possible and, as mentioned in other studies, people with dementia themselves also prefer to stay at home for as long as possible (24) (**Research question 4**).

### ***Literature research***

Other studies related to cost savings show different kinds of results; in one study, admitting a person into residential care was cheaper than providing home-based care, which often involved frequent and costly visits to the person's home (13). Another study showed positive results in relation to our study; a saving of 1.5 million pounds was found in comparison with a control group (173 people in control group and 233 people in the intervention group for 21 months), because admission into residential care, a hospice or hospital could be delayed (25). But there will be a breakeven point, when living in residential care might be more cost-effective, in a study where they used a signalling and monitoring technology, people with dementia were able to stay at home, but the caregivers had to come by eight or nine times a day, which is very expensive (21).

### ***Implications***

Cost savings can be generated by using eHealth for people with dementia. In relation to the cost savings, which is a major point for the Dutch Healthcare Authority and with that the Healthcare insurances, the cost savings as shown in this dissertation have already been used by 'Zorgverzekeraars Nederland' (the Dutch association of health insurers) for a more in-depth study about these costs in relation to the cost components they have concerning dementia-related health care. In the study, the aim was to provide third party payers (the party besides the patient and the health care provider that is concerned with the payment of healthcare) with a methodology to conduct economic analyses (EAs) facilitated by an economic model (EM) for the procurement of technological interventions. In this study, dementia and ADLife were used as a case study illustration of the proposed methodology. In this study,

R1  
R2  
R3  
R4  
R5  
R6  
R7  
R8  
R9  
R10  
R11  
R12  
R13  
R14  
R15  
R16  
R17  
R18  
R19  
R20  
R21  
R22  
R23  
R24  
R25  
R26  
R27  
R28  
R29  
R30  
R31  
R32  
R33  
R34

R1 different groups of people with dementia were formulated: diagnosis, domestic  
R2 support, domestic care and nursing home care. Scenarios were also formulated such  
R3 as 'Implementation in Domestic Support phase, Maximum Delay, Best Case Scenario'  
R4 (with 'delay' was meant no intake in a nursing home and with 'best case' that the  
R5 technology life span was 5 years, data could be read by 30 people and with a complete  
R6 cost reduction in hospital care, extramural care and intramural care). A model was  
R7 built and, for the ADLife case study which was used, the model showed positive  
R8 results again. This model was different to our model, because we used specific clients  
R9 details about the costs of homecare and in this model national numbers were used  
R10 for the costs of dementia care. Also in this study depreciation and different scenarios  
R11 were tested, which was not the case in our study. ADLife had the ability to improve  
R12 the efficiency in the delivery of care at home, with maximum possible savings of  
R13 up to €118,606 (for the period the person receives care) when the technology was  
R14 implemented in the Domestic Support phase and €89,694 when the technology was  
R15 implemented in the Domestic Care phase. The worst case scenarios showed that  
R16 when ADLife was implemented in the Domestic Support phase, cost savings of 9%  
R17 made the implementation of ADLife break even with the costs of current care. When  
R18 ADLife was implemented in the Domestic Care phase these costs savings needed to  
R19 be 7%. This means that if the current care is €242, the care with technology is €266,  
R20 there will need to be a saving of €25 in the care to allow the technology to be more  
R21 cost-efficient. In percentages this is  $(266-242)/242 = 0.09$  (26).  
R22

R23 In our study we did not directly use the groups of diagnosis, domestic support, etc.  
R24 as Vermeulen et al. did (26). We did, however, use the MMSE score in three out of  
R25 the four studies (chapters 3, 5 and 6), but this score will not exactly correlate with  
R26 these groups, a person with a low MMSE score, so more severe dementia, might  
R27 still be in the domestic support phase, because of a lot of help from a partner. The  
R28 studies which we have done in residential care correlate with the nursing home or  
R29 domestic care (people coming to the day-care centre of the healthcare organization,  
R30 but still living at home). The studies we have done in the homecare correlate with  
R31 domestic support (for social contact technology) and domestic care (for monitoring  
R32 technology). As seen in this dissertation, the use of the technology has a lot to do  
R33  
R34

with the personality, gender and MMSE of the person with dementia (chapters 5 and 6), so combining these details with these groups will be useful for further research to make a correlation between the technology and the group in which a person with dementia is in and for whom the technology will work and for whom it will not, so this can be related to possible cost savings as well.

Overall, the Dutch healthcare system does not have an adequate finance structure nowadays to create a more structural way of funding for eHealth technologies for people with dementia. The financial aids are well-organized in the Netherlands in comparison with other countries, but the structural finance is more harsh. The healthcare organization that is making the investment does not always get a return on this investment. Homecare in the Netherlands is financed by the so-called AWBZ (Exceptional Medical Expenses Act), but an intake into residential care is paid by the Dutch Health Insurances, so if an intake into a residential care home is delayed this will benefit the Healthcare Insurance. But nowadays the investment for the eHealth technologies comes from the homecare organizations and thus the AWBZ. This might change in the future, but this dissertation describes the situation nowadays.

Overall, more in-depth research into the possible cost savings is necessary, whereby the model of Vermeulen et al. (2012) could be useful in new studies (26).

## Discussion

### Methods

The methods used in this dissertation were always a mixed method design, so a combination of qualitative and quantitative methods; one of the best methods to evaluate eHealth technologies (27-31). Interviews, observations, focus groups and diaries were the qualitative methods and the analysis of the monitoring data, log files and cost analysis were the quantitative methods. These methods were also linked with each other, so if the interviews about using the IST Vivago watch showed us that the professional caregivers changed a specific medication, the monitoring data from the watch could be used to see the impact of this on the sleep of that specific person (chapter 4).

R1 In some cases, such as the monitoring data of the Watch, the collected data were  
R2 still pretty small (chapter 4) and for the ADLife data we did not look in detail into the  
R3 red, yellow and green alarms and taken actions (chapter 3). And for PAL4, the log files  
R4 were not as detailed as we had initially wanted. Consequently, we could only see the  
R5 number of clicks people made and not, for example, the time they spent on a specific  
R6 button (chapter 5). For the Chitchatters, we used the Oshkosh behaviour scale, but  
R7 we did change this scale for our specific study, which might have produced a bias  
R8 and we used bootstrapping because of the small sample size (chapter 6). Overall,  
R9 the quantitative analysis still gave enough insight into the uptake and impact of the  
R10 eHealth technology.  
R11

R12 For the interviews, we always talked to the professional and family caregivers and  
R13 not to the patients with dementia themselves. Although the thoughts and needs will  
R14 be different for these groups (caregiver or patient) (15, 32-35). For the interviews  
R15 with family caregivers from the participants of PAL4 and ADLife (chapters 3 and 5),  
R16 some clients themselves were there when the interview took place, so the comments  
R17 they made were included in the transcripts of the interviews. It would have been  
R18 preferable to include interviews with people with dementia as well, but new methods  
R19 should be developed on how to do this in an efficient and reliable way. At the outset  
R20 of this dissertation we did interviews with people with dementia themselves about  
R21 their expectations of the technology, however, they did not answer the questions,  
R22 but instead started talking about the grocery shopping, for example. This is probably  
R23 due to the symptoms of dementia, but also because of the totally new use of a  
R24 technology; one which this generation of people with dementia is not used to.

R25 For the recruitment of clients for the different projects, we did not randomly choose  
R26 the clients. The clients were recruited by the professional caregivers who knew the  
R27 clients. If the professional caregivers thought that the client would be capable of  
R28 using the technology, or for the monitoring technology would have profited from the  
R29 technology, and they and their family caregivers wanted to join the project, then they  
R30 were included. We did this because the projects were all small and in small districts  
R31 or residential cares, so we did not have the possibility to randomly choose the clients.  
R32  
R33  
R34

With that we did not have a control and intervention group as well, because of the small size of the sample, but also because of the difficulty to make a comparison between one dementia client and another one. This dissertation intended to give insights into the implementation, uptake and impact of the use of eHealth for people with dementia, so we decided that this way of doing research gave us enough details. In research into eHealth technologies it is all about the research of the whole process and not about testing only the effects of one intervention, as for example is done in medication research, where control and intervention groups are often used (36).

### **Strengths and Limitations**

Firstly, when examining the strengths of this dissertation, one of its main qualities is the empirical aspect. In this dissertation, commercially available systems have been used in order to evaluate them; the main advantage is that other healthcare organizations around the world could easily use the same eHealth technologies and learn a lot from the main findings of the current research.

Moreover, the research carried out in the field of eHealth for people with dementia is minimal, so the research done for this dissertation helps to fill this research gap. Alongside the practical and scientific added value, the topic of this dissertation fits in with current developments within today's healthcare system. There are an ever increasing number of elderly and chronically ill people, but fewer people to care for them, so there is a need for change and eHealth could play a supportive role in this.

The healthcare organizations are looking for recommendations to implement eHealth for people with dementia and this dissertation provides such recommendations.

On the other hand, when we look at the limitations; it was sometimes harder to change some small aspects in the technology (29). If the technologies used were research technologies, then this would have been easier.

This dissertation gives a first impression of the use of eHealth for people with dementia in home-based and residential care, but more research, especially with

R1  
R2  
R3  
R4  
R5  
R6  
R7  
R8  
R9  
R10  
R11  
R12  
R13  
R14  
R15  
R16  
R17  
R18  
R19  
R20  
R21  
R22  
R23  
R24  
R25  
R26  
R27  
R28  
R29  
R30  
R31  
R32  
R33  
R34



R1 larger groups of people, is necessary. Unfortunately for this dissertation, the eHealth  
R2 technologies used are still quite expensive, so they are less easy to apply for hundreds  
R3 of people with dementia.  
R4

R5 Furthermore, the cost analysis carried out in this research provides the first design  
R6 of a possible business model for people with dementia (chapters 3 and 5). However,  
R7 more detailed figures are necessary and, for example, the implementation costs  
R8 which play a major role in the cost analysis were not used in the cost analysis because  
R9 they differ too much for every organization separately and, next to that, these  
R10 implementation costs are one-time-only costs.  
R11

#### R12 **Future research**

R13 A number of suggestions can be given for future research. The main track for  
R14 future research would be to create larger sample sizes for the research, so that the  
R15 conclusions can be made more quantitative and to create control and intervention  
R16 groups even in the future. If larger groups of respondents were created this would  
R17 make it possible to generate more statistics about someone who lives at home and  
R18 thereby increase the possibility of letting someone live at home for a longer period  
R19 of time by creating quantitative evidence for this.  
R20

R21 As mentioned earlier, it might also be interesting to include the views and opinions  
R22 of people with dementia themselves, although specific research techniques should  
R23 be used to create reliable results because of the cognitive impairment of people with  
R24 dementia.  
R25

R26 By collecting these opinions and views of people with dementia themselves, it  
R27 might be possible to create characteristics in type of dementia, age, gender, MMSE,  
R28 personality and groups like domestic care, domestic support, etc.(26) and determine  
R29 which individuals would respond well to a specific technology and which individuals  
R30 would not.  
R31  
R32  
R33  
R34

In this dissertation we did not make a direct link between the needs of people with dementia as mentioned in the introduction of this dissertation and the technology itself. It would be interesting to focus on a specific need; for example, creating daytime activities and trying to find a technology which could be a solution for this and see whether the technology is really helpful or not.

In addition, more insight is necessary in the cost analysis. The cost analysis done in this research was preliminary, however more sophisticated details are necessary about the costs that someone incurs at home for grocery shopping, rent, etc. Details about the costs of the general practitioner would also be necessary, along with the amount paid for the personal contribution for the care, etc. Vermeulen et al. made the next first analysis with our data, but this is just the initial model; the real projects should be included to test this model and possibly to complete this model further (26).

In this study we only looked at the impact of the technologies used for people with dementia, yet the technologies could also be useful for people with other cognitive impairments. Research into these groups, for example CVA patients, will also be useful.

Not only might different groups be useful, but also the use of different technologies, we focused on four technologies, but there are more new technologies these days, also on different kind of hardware, for example mobile phones or tablets. The usefulness of these technologies for people with dementia is interesting.

Finally, we did not carry out any research in this dissertation that was specifically related to the ethics of the use of technology for people with dementia. However, this is an important issue for further research. This topic is named by the CeHRes roadmap in the phase of value specification, whereby stakeholders are needed to know the conditions, technical and ethical for employment of technologies for the most vulnerable people.

R1  
R2  
R3  
R4  
R5  
R6  
R7  
R8  
R9  
R10  
R11  
R12  
R13  
R14  
R15  
R16  
R17  
R18  
R19  
R20  
R21  
R22  
R23  
R24  
R25  
R26  
R27  
R28  
R29  
R30  
R31  
R32  
R33  
R34

## References

1. Van Gemert-Pijnen JEW, Nijland N, Ossebaard HC, van Limburg AH, Kelders SM, Eysenbach G, Seydel ER. A holistic framework to improve the uptake and impact of eHealth technologies. *Journal of Medical Internet Research*. 2011;13(4):e111.
2. Mair FS, May C, Finch T, Murray E, Anderson G, Sullivan F, O'Donnell C, Wallace P, Epstein O. Understanding the implementation and integration of e-health services. *Journal of Telemedicine and Telecare*. 2007;13 (1):36-7.
3. Vitacca M, Mazzu M, Scalvini S. Socio-technical and organizational challenges to wider e-Health implementation. *Chronic Respiratory Disease*. 2009;6(2):91-7.
4. Greenhalgh T, Robert G, Bate P, Kyriakidou O, Macfarlane F, Peacock R. How to Spread Good Ideas. A systematic review of the literature on diffusion, dissemination and sustainability of innovations in health service delivery and organisation. London: NHS, 2004.
5. Mair FS, May C, Murray E, Finch T, Anderson G, O'Donnell C, Wallace P, Sullivan F. Understanding the implementation and integration of e-Health Services. London, 2009.
6. Broens THF, Huis in 't Veld RMHA, Vollenbroek-Hutten MMR, Hermens HJ, van Halteren AT, Nieuwenhuis LJM. Determinants of successful telemedicine implementations: a literature study. *Journal of Telemedicine and Telecare*. 2007;13(6):303-9.
7. Cain M, Mittman R. *Diffusion of Innovation in Health Care*. Oakland: California Health Foundation, 2002.
8. Zwijsen SA, Niemeijer AR, Hertogh CPM. Ethics of using assistive technology in the care for community-dwelling elderly people: an overview of the literature. *Aging and Mental Health*. 2011;15(4):419-27.
9. Westelius A, Edenius M. Gaps between intended and actual use- turning problems into opportunities in health informatics. *International Journal of Public Information Systems*. 2006;2(2):33-53.
10. Nijland N, van Gemert-Pijnen JEW, Kelders SM, Brandenburg BJ, Seydel ER. Factors Influencing the Use of a Web-Based Application for Supporting the Self-Care of Patients with Type 2 Diabetes: A Longitudinal Study. *Journal of Medical Internet Research*. 2011;13(3).
11. Lauriks S, Reinersmann A, van der Roest HG, Meiland FJ, Davies RJ, Moelaert F, Mulvenna MD, Nugent CD, Dröes RM. Review of ICT based services for identified unmet needs in people with dementia. *Aging Research Reviews*. 2007;6(3):223-46.
12. Vilans. Alzheimerwatcher. Vilans; 2006 [cited 2008 June 5]; Available from: <http://www.domoticawonenzorg.nl/smartsite.dws?id=103539>.
13. Kinney JM, Kart CS, Murdoch LD, Ziemba TF. Challenges in caregiving and creative solutions: using technology to facilitate caring for a relative with dementia. *Ageing International*. 2003;28(3):295-314.
14. Nouws H, Sanders L, Heuvelink J. *Domotica voor dementerenden. De eerste ervaringen in het Leo Polakhuis te Amsterdam en het Molenkwartier te Maassluis*. Amersfoort: De Vijfde Dimensie; 2006.
15. van der Roest HG, Meiland FJ, Comijs HC, Derksen E, Jansen AP, van Hout HP, Jonker C, Dröes RM. What do community-dwelling people with dementia need? A survey of those who are known to care and welfare services. *International Psychogeriatrics*. 2009;21(21):949-65.
16. Crisp R. Well being. Stanford: MetaPhysics Research Lab, Stanford University; 2008 [cited 2012 August 30]; Available from: <http://plato.stanford.edu/entries/well-being/>.

17. Sixsmith A. New technologies to support independent living and quality of life for people with dementia. *Alzheimer's Care Quarterly* 2006;7(3):194-202.
18. Nijhof N, van Gemert-Pijnen JEWC, Dohmen D, Seydel ER. Dementie en technologie. Een studie naar toepassingen van techniek in de zorg voor mensen met dementie en hun mantelzorgers. *Tijdschrift voor Gerontologie en Geriatrie*. 2009;40(3):113-32.
19. Finkel S, Czaja SJ, Schulz R, Martinovich Z, Harris C, Pezzuto D. E-Care: A Telecommunications technology intervention for family caregivers of dementia patients. *American Journal of Geriatric Psychiatry* 2007;15(5):443-8.
20. Dang S, Remon N, Harris J, Malphurs J, Sandals L, Carbrera AL, Nedd N. Care coordination assistites by technology for multiethnic caregivers of persons with dementia: a pilot clinical demonstration project on caregiver burden and depression. *Journal of Telemedicine and Telecare*. 2008;14(8):443-7.
21. Van Hoof J, Kort HSM, Rutten PGS, Duijnste MSH. Ageing-in-place with the use of ambient intelligence technology: Perspectives of older users. *International Journal of Medical Informatics*. 2011;80(5):310-31.
22. Engstrom M, Ljunggren B, Lindqvist R, Carlsson M. Staff perceptions of job satisfaction and life situation before and 6 and 12 months after increased information technology support in dementia care. *Journal of Telemedicine and Telecare*. 2005;11(6):304-9.
23. Lauriks S, Osté JP, Hertogh CPM, Dröes RM. Effectenonderzoek naar de toepassing van domotica in kleinschalige groepswoningen voor mensen met dementie. Amsterdam: GGD, 2008.
24. Tinker A. Housing for elderly people. *Reviews in Clinical Gerontology*. 1997;7(2):171-6.
25. Woolham J. The effectiveness of assistive technology in supporting the independence of people with dementia. London: Hawker publications; 2006.
26. Vermeulen A, de Vries S, Nijhof N, van Gemert-Pijnen JEWC, Redekop K. A Methodology for Reimbursing Health Technology through Economic Modelling: Derived from a Case Study Regarding Telehealth and Dementia. Rotterdam: Erasmus University; 2012.
27. Catwell L, Sheikh A. Evaluating eHealth Interventions: The Need for Continuous Systemic Evaluation. *PLoS Med*. 2009;6(8).
28. Yusof MM, Kuljis J, Papazafeiropoulou A, Stergioulas LK. An evaluation framework for health information systems: human, organization and technology-fit factors (HOT-fit). *International Journal of Medical Informatics*. 2008;77(6):386-98.
29. Pagliari C. Design and evaluation in eHealth: Challenges and implications for an interdisciplinary field. *Journal of Medical Internet Research*. 2007;9(2).
30. Kaufman D, Roberts WD, Merrill J, Lai TY, Bakken S. Applying an evaluation framework for health information system design, development, and implementation. *Nursing Research*. 2006;55(2 Suppl):37-42.
31. Van der Meijden MJ, Tange HJ, J. T, Hasman A. Determinants of success of inpatient clinical information systems: a literature review. *Journal of the American Medical Informatics Association*. 2003;10(3):235-43.
32. Kirsii T, Hervonen A, Jylha M. Always One Step Behind: Husbands' Narratives about Taking Care of their Demented Wives. *Health (London)*. 2004;8(2):159-81.
33. Pollitt PA, Andersont I, D.W. OC. For better or for worse: The experience of caring for an elderly dementing spouse. *Ageing and Society*. 1991;11(4):443-69.
34. Bank AL, Arguelles S, Rubert M, Eisdorfer C, Czaja SJ. The value of telephone support groups among ethnically diverse caregivers of persons with dementia. *The Gerontologist*. 2006;46(1):134-8.
35. Nolan M, Ingram P, Watson R. Working with family carers of people with dementia. *Dementia*. 2002;1(1):75-93.
36. Atienza AA, Hesse BW, Gustafson DH, Croyle RT. E-health research and patient-centered care examining theory, methods, and application *American Journal of Preventive Medicine*. 2010;38(1):85-8.



# Chapter 8

## Practical guidelines



Chapter 8

R1  
R2  
R3  
R4  
R5  
R6  
R7  
R8  
R9  
R10  
R11  
R12  
R13  
R14  
R15  
R16  
R17  
R18  
R19  
R20  
R21  
R22  
R23  
R24  
R25  
R26  
R27  
R28  
R29  
R30  
R31  
R32  
R33  
R34

This chapter is meant to give practical recommendations for the use of eHealth in dementia care. The recommendations are presented in order to increase the uptake and, with that, the impact of eHealth in dementia care. They will be given in relation to the results and conclusions from this thesis (chapters 2-7) within the structure of the CeHReS roadmap (chapter 1). The recommendations themselves are described in chapter 7. However, this chapter is intended to give a point-by-point account.

### **Contextual Inquiry**

The project manager starts by identifying the stakeholders and then creates a project team in collaboration with these stakeholders. This project team will make decisions about the need for support in dementia care.

#### **Checklist**

- Define group of stakeholders

*For example: People with dementia, family caregivers, professional caregivers, policymakers, researcher, technician, project manager.*

- Analyze the healthcare problem

*For example: A residential care setting has a long waiting list for people with dementia and would like to support people on this waiting list and even try to shorten the list.*

- Analyze the needs of users in relation to a possible eHealth application
  - ✓ Literature (*chapters 1 and 2*)
  - ✓ Interviews
  - ✓ Questionnaires
  - ✓ Observations

*For example: People with dementia want to feel safe in their own home. People with dementia do not want to be stigmatized. People with dementia sometimes show a marked and rapid decrease in the symptoms of their disease. Professional caregivers are not used to working with new technologies.*

- Create a list for the healthcare organization outlining all the necessities:
  - ✓ Project team members should have enough time to spend on the project (*chapters 3 and 5*)
  - ✓ Opinion leader is required for internal communication (*chapter 4*).



R1  
R2  
R3  
R4  
R5  
R6  
R7  
R8  
R9  
R10  
R11  
R12  
R13  
R14  
R15  
R16  
R17  
R18  
R19  
R20  
R21  
R22  
R23  
R24  
R25  
R26  
R27  
R28  
R29  
R30  
R31  
R32  
R33  
R34

✓ Involved occupational therapist is required if the people with dementia have to learn to use the technology themselves (*chapter 5*).

✓ Make timely contact with caregivers from within the family so that they too can participate (*chapter 5*).

- Make a decision about the different responsibilities of the project team members

*For example: the policymaker should only be at the project team meetings at the beginning and end of the project, the other people should be present at the project team meetings all the time.*

### **Value specification**

The stakeholders should make decisions and priorities regarding their values and discuss the contribution of the technology.

### **Checklist**

- Decide the main values of the demands/solution and how eHealth technology can support this.

*For example: Create a feeling of safety for the person with dementia and their caregiver from the family by making it possible for them to detect dangerous situations that call for immediate action and create just-in-time care to prevent or postpone intake into residential care and with that create cost savings.*

- Discuss with stakeholders the potential contribution of the technology related to the values to be achieved.

*For example: Monitoring technology could detect situations requiring urgent intervention and might be a possibility for the above-mentioned values.*

- Discuss together with the users possibilities of support by technology
  - ✓ Use scenarios
  - ✓ Use demonstration models of possible technologies

*For example: Show a person with dementia several technologies and ask them if this helps them in their needs as determined at the contextual inquiry phase.*

- Describe requirements for the technology

*For example: The technology should be plug-and-play, because of the possibility of a quick decrease in the situation of the person with dementia, and with that the possibility to move the technology out of the house.*

### **Design**

From the requirements a technology that is already available can be chosen or a technology can be designed.

### **Checklist**

- Choose or design a matching technology; possibilities: signalling technology (*chapter 1*), monitoring technology (*chapters 3 and 4*) and social contact technology (*chapters 5 and 6*) or a combination of these technologies.

*For example: Monitoring technology is a suitable technology to prevent urgent situations; in this context we used ADLife technology.*

- Involve all stakeholders in the design process of the selected technology. Start with prototypes for the design of technology
- In the case of technology that is already available, before deciding to use it, first carry out some research to see whether the technology is suitable in relation to the needs of the users (*chapter 3*)

*For example: Let the professional caregivers use the website to read out the data and see how they use it and which comments they make.*

- For technology for people with dementia themselves as end- users, create the possibility of individual heuristics to choose from (*chapters 5 and 7*).

*For example: With an electronic agenda it might be wise to let the people choose for a day-to-day agenda or weekly agenda.*

### **Operationalization**

In this phase the implementation plan will be made which will include actions for the dissemination, adoption and incorporation, or internalization of the technology. A business model can be developed for structural implementation in the day-to-day practice of care.

R1  
R2  
R3  
R4  
R5  
R6  
R7  
R8  
R9  
R10  
R11  
R12  
R13  
R14  
R15  
R16  
R17  
R18  
R19  
R20  
R21  
R22  
R23  
R24  
R25  
R26  
R27  
R28  
R29  
R30  
R31  
R32  
R33  
R34

**Checklist**

- Start with specific, basic functionalities of the technology and expand to the different functionalities later, so people first get the opportunity to get used to the technology (*chapter 5*).

*For example: For PAL4, first start using the agenda and after a few weeks start making video contact.*

- Create manuals in the language of the end-users and other groups that might become involved (*chapter 3*).

*For example: For ADLife a manual in the local language should be made for the people with dementia as well. Even though they are not the end- users of the technology, they still have the technology in their house and can get confused about flickering lights, for example.*

- Start to create input for a business model
  - ✓ Decide upon and focus on a business model (canvas model)

*For example: Letting someone live at home for a longer period of time, change house visits to video contact moments or create efficiency in residential care by having fewer professional caregivers on duty during the night shifts.*

- ✓ Start collecting the figures that are required from the start of the project (*chapters 3 and 5*).

*For example: required figures for letting someone live at home for a longer period of time:*

*Living at home:*

- Homecare costs
- Purchase and installation of eHealth technology
- Subscription use of eHealth technology
- Service of eHealth technology
- Costs for professional caregivers using technology

*Possibilities of extra costs by living at home:*

- Implementation costs of the technology
- Grocery shopping
- Gas, water and electricity
- Health insurance and other insurances

- Personal contribution homecare
- Monthly costs for internet, telephone and TV
- Town taxes
- Rent or mortgage

*Nursing home:*

- Monthly fee for living in a nursing home (in the Netherland this is known as a ZZP)

*Possibilities of extra costs in the nursing home:*

- Health insurance or other insurances
- Extra costs for living in nursing home

*A difference should be made between couples and people with dementia who live alone, because if one person from a couple going into a nursing home, the rent, for example, will still have to be paid.*

- ✓ Use the model of Vermeulen et al. (2012)(6) whereby general figures for taking care of a person with dementia are used, but the exact costs of technology still have to be filled in (*chapter 7*).
- Create a possibility for the end-users to try out the technology in a demo room

*For example: For ADLife people should be able to come to a special room inside the healthcare organization to see what the sensors look like and how they are attached to the walls. Otherwise enable the professional caregiver who recruits the people with dementia to take the sensors with them to show them in the houses of the people with dementia.*

- Create embedding of the eHealth application in the daily care practice
  - ✓ Let people start to use the technology for a while to get used to this (*chapter 4*).
  - ✓ Train professional caregivers to use and apply the technology in daily practice (*chapter 3*).
  - ✓ After a few weeks decide, together with the professional caregivers, how the eHealth technology could be implemented in the day-to-day practice of providing care.

R1 *For example: for PAL4 people use it first for a while, then the professional caregivers*  
R2 *receive training in how to make good video contact and after a few weeks house visits*  
R3 *could be replaced by video contact.*

- R4 • Decide about ethical situations
  - R5 ✓ Let the person with dementia always know about the technology
  - R6 used.
  - R7 ✓ Decide about the role of the family caregivers in relation with the
  - R8 privacy of the client.
  - R9 ✓ If necessary let the ethical committee of the healthcare organization
  - R10 decide about the technology.

R11 *For example: for the ADLife system the person with dementia should give their*  
R12 *permission for showing the data to the family caregiver once a month. If the person*  
R13 *does not give this permission the data will not be shared with family caregivers.*

- R14 • Make inclusion criteria for people who are able to use the technology
  - R15 ✓ Look at their personality, especially their willingness to learn
  - R16 something new and no fear for technology
  - R17 ✓ Look at age
  - R18 ✓ Look at gender
  - R19 ✓ Look at MMSE or other scores related to the phase of dementia
  - R20 ✓ Look at the phase of receiving care; diagnosis, domestic support,
  - R21 domestic care or nursing home (*chapter 7*)
  - R22 ✓ Need to involve a family caregiver and the availability of such a
  - R23 person (*chapter 3*)
  - R24 ✓ If the technology is used at home and the technology is expensive,
  - R25 decide how many months a person should have been forecasted as
  - R26 likely to be able to stay at home (*chapter 3 and 5*).

R27 *For example: For ADLife people should be diagnosed with dementia, have an MMSE*  
R28 *score lower than 25, should not be anxious about the sensors in their house, should*  
R29 *be in the domestic care phase and should not be likely to be admitted to a nursing*  
R30 *home for the coming 4 months (because of the long waiting list).*

- R31 • Give suggestions about the intended usage
- R32
- R33
- R34

*For example: For reading out the data from ADLife, checking email alerts daily and checking the data itself three times a week.*

- Test the technology beforehand to prevent possible interruptions

*For example: For ADLife use the sensors in the demo room installed to see if they work and to see if the data get sent through the phone line in the right way.*

- Plan the roll-out of the technology

*For example for ADLife: all the installations will be done in two weeks' time.*

## **Summative evaluation**


### ***Uptake***

- Evaluate the use, usage and motivation or capability of the person using the technology
  - ✓ Log files (data about how much and/or how often a person uses the technology)
  - ✓ Survey
  - ✓ Interviews
  - ✓ Etc.

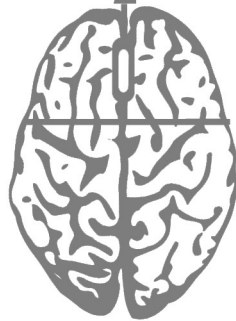
*For example: Evaluate the reasons of less or non- usage and evaluate for people with dementia the stage of the disease where people are still able to use the technology.*

### ***Impact***

- Evaluate the main purpose they had for starting with the technology
- Fill in your business model and start talking about the results with policymakers
- Try to involve people who actually have dementia in the evaluation process
  - ✓ Use photos instead of words
  - ✓ Make observations
- Effects of eHealth
  - ✓ Assess performance and process (*chapter 2-7*)



**Samenvatting**  
(Summary in Dutch)





Samenvatting

- R1
- R2
- R3
- R4
- R5
- R6
- R7
- R8
- R9
- R10
- R11
- R12
- R13
- R14
- R15
- R16
- R17
- R18
- R19
- R20
- R21
- R22
- R23
- R24
- R25
- R26
- R27
- R28
- R29
- R30
- R31
- R32
- R33
- R34

## Samenvatting (summary in Dutch)

### Introductie

Dementie is een overkoepelende term voor verschillende ziektes, waarbij sprake is van geheugenverlies. Dit geheugenverlies is geen onderdeel van het natuurlijke verloop van het verouderingsproces. Dementie heeft invloed op het geheugen, denken, gedrag en het omgaan met dagelijkse activiteiten. Alzheimer is de meest voorkomende vorm van dementie. Andere vormen zijn bijvoorbeeld frontotemporale dementie, vasculaire dementie en Lewy body dementie. Er zijn in totaliteit meer dan 50 verschillende vormen van dementie (Alzheimer Nederland, 2013).

In 2010 waren er wereldwijd naar schatting 35,6 miljoen mensen met dementie, op dat moment 0,5% van de gehele wereldpopulatie. In 2050 is de verwachting dat er wereldwijd 115,4 miljoen mensen met dementie zijn. Volgens Alzheimer Nederland zijn er in Nederland momenteel 250.000 mensen met dementie. In 2050 dit zal dit aantal, samenhangend met de vergrijzing, rond de 500.000 liggen. Ook mensen onder de 65 jaar worden gediagnosticeerd met dementie, dit zijn momenteel rond de 12.000 personen.

De kans dat iemand dementie krijgt in zijn leven, is 20%. Voor vrouwen is dit percentage hoger (rond de 30%), omdat vrouwen gemiddeld genomen ouder worden. Hoe ouder men wordt, hoe groter de kans op het krijgen van dementie. Bij mensen ouder dan 90 jaar heeft 40% dementie.

Kijkend naar deze sterk groeiende aantallen van mensen met dementie wereldwijd en in Nederland, is er behoefte aan hulp om mensen met dementie te kunnen verzorgen. De verwachting is dat met de teruglopende beroepsbevolking in Nederland niet aan de zorgbehoefte van dementerenden kan worden voldaan. Daarnaast wordt veel zorg verleend door mantelzorgers (veelal familieleden). Echter, 82% van de mantelzorgers is overbelast.

Het 'Wereld Alzheimer Rapport' uit 2010 concludeert dat er investeringen in onderzoek en kosteneffectieve methoden nodig zijn om goede zorg te kunnen blijven bieden aan deze sterk groeiende groep van mensen met dementie. eHealth kan hierbij ondersteunend zijn. eHealth staat voor de innovatieve toepassing van

R1 informatie communicatie technologie (ICT) in de zorg, waarbij het volgens de definitie  
R2 van eHealth door Eysenbach (2001) niet alleen gaat om de techniek, maar ook om  
R3 de gedachtegang, houding etc. om gezondheidszorg te verbeteren met behulp van  
R4 ICT. Ook Alzheimer Nederland beschrijft het nut van het gebruik van eHealth in hun  
R5 ‘Zorgstandaard dementie’ van 2012.

R6 Hoewel eHealth nog niet veel toegepast is bij dementie zijn er wel positieve  
R7 resultaten te noemen: minder belasting van de mantelzorger, bevordering van zelf  
R8 management van mensen met dementie, meer efficiency in de zorg, hogere kwaliteit  
R9 van leven voor mensen met dementie, minder valincidenten en de mogelijkheid voor  
R10 bijvoorbeeld bewoners van verpleeghuizen om vrij rond te kunnen lopen (Nijhof et  
R11 al., 2009).

R12 Het doel van dit proefschrift is het geven van inzicht en advies voor de ontwikkeling en  
R13 implementatie van eHealth in dementiezorg. In dit proefschrift is literatuuronderzoek  
R14 verricht naar al bestaande onderzoeken op het gebied van dementie en eHealth.  
R15 Tevens is aan de hand van de CeHRes roadmap empirisch onderzoek verricht. Deze  
R16 CeHRes roadmap kan gebruikt worden voor zowel de ontwikkeling als de evaluatie van  
R17 eHealth om de adoptie en impact van eHealth technologie te vergroten (van Gemert-  
R18 Pijnen et al., 2011). De empirische onderzoeken in dit proefschrift zijn gericht op  
R19 monitoring en sociaal contact technologieën voor mensen met dementie. In totaliteit  
R20 zijn 4 verschillende eHealth technologieën beschreven in dit proefschrift, al deze 4  
R21 technologieën zijn commercieel verkrijgbaar. Het betreft een monitoring (IST Vivago  
R22 watch) en sociaal contact technologie (Klessebessers) in een verpleeghuissitatie  
R23 (intramuraal), en een monitoring (ADLife) en sociaal contact technologie (PAL4) in  
R24 de thuissituatie (extramuraal). In deze empirische onderzoeken stond centraal hoe  
R25 eHealth gebruikt wordt, of het gebruiksvriendelijk is, maar eveneens wat de impact  
R26 is op het welzijn van de persoon met dementie, de mantelzorger en de professioneel  
R27 zorgverlener. Tevens is gekeken naar de impact op de manier van zorgverlening en of  
R28 er kostenbesparingen zijn te realiseren door het gebruik van eHealth door mensen  
R29 met dementie langer zelfstandig thuis te laten wonen.

R30 In hoofdstuk 2 wordt het literatuur onderzoek beschreven en in de opvolgende  
R31 hoofdstukken worden de empirische onderzoeken beschreven. Tot slot worden in  
R32 hoofdstuk 7 en 8 de conclusies beschreven en praktische aanbevelingen gedaan voor  
R33 het gebruik van eHealth in dementiezorg.  
R34

## Hoofdstuk 2: Quickscan

In dit hoofdstuk is een quickscan beschreven naar publicaties over eHealth in dementiezorg op het gebied van implementatie en evaluatie, zowel internationaal als nationaal. In totaliteit zijn 18 internationale en 8 nationale studies beschreven. In deze quickscan is onderscheid gemaakt in technologie, welke mensen met dementie en hun mantelzorgers helpt bij het omgaan met de symptomen van dementie (bijvoorbeeld een foto telefoon, waarbij men alleen de foto hoeft aan te klikken om een persoon te bellen); technologieën, welke de behoefte van mensen met dementie op het gebied van sociaal contact ondersteunt (zoals een multimedia systeem waar foto's op bekeken kunnen worden, muziek luisteren etc.) en als laatste technologieën, welke de gezondheid en veiligheid van mensen met dementie monitort (bijvoorbeeld sensortechnologie, die registreert of iemand in zijn bed slaapt).

De eerste resultaten uit de verschillende studies, zoals beschreven in deze quickscan, zijn positief. Er zijn significante verbeteringen aangetoond op het gebied van de kwaliteit van leven van de persoon met dementie en het effect welke de technologie had op het gedrag van de persoon met dementie (zoals minder vallen). Ook mantelzorgers bespaarden tijd met de technologie en hadden minder depressieve gevoelens. De mantelzorgers en mensen met dementie zelf zijn tevreden over de gebruiksvriendelijkheid van de technologie. Daarentegen zijn de aanschafprijs en beheerskosten van de eHealth technologieën nog vaak te hoog.

Al lijken deze eerste resultaten positief, gedegen wetenschappelijk onderzoek ontbreekt tot op heden naar het gebruik van eHealth in dementiezorg. Deze quickscan toont ook aan in welke richting vervolgonderzoek nodig is, namelijk op het gebied van gedegen opgezet onderzoek bij de inzet van techniek bij mensen met dementie, hun mantelzorgers en zorgverleners. Hierbij rekening houdend met de fase van dementie, de manier hoe zorgverleners met de techniek omgaan en de mogelijkheid tot besparingen in de dagelijkse zorg.

## Hoofdstuk 3: Monitoring technologie extramuraal

Dit hoofdstuk beschrijft het gebruik van het zogenaamde ADLife systeem voor mensen met dementie. Dit is een preventief sensorsysteem, dat dagelijkse patronen registreert om problemen bij mensen thuis tijdig te signaleren en hiermee gevaarlijke

R1 situaties te voorkomen. Er is gebruik gemaakt van een personalarmering, deur  
R2 sensoren, elektrisch verbruik sensoren, bedmat, stoelmat en bewegingssensoren.  
R3 In dit hoofdstuk worden de resultaten gepresenteerd van de evaluatie van het  
R4 gebruik van het ADLife systeem voor 9 maanden bij 14 mensen met dementie in de  
R5 thuissituatie.

R6 Het onderzoek is zowel kwantitatief als kwalitatief: interviews met mantelzorgers  
R7 en professionele zorgverleners, observaties van de projectgroepbijeenkomsten,  
R8 analyse van dagboeken van de professionele zorgverleners en een kostenanalyse,  
R9 waarbij gekeken is naar het verschil tussen thuiswonen met thuiszorg en technologie  
R10 of opname in een intramurale setting.

R11 Mensen met dementie en de mantelzorgers ervaren een toename in het gevoel  
R12 van veiligheid door het gebruik van ADLife. ADLife ondersteunt de mantelzorg  
R13 en heeft de potentie om mensen met dementie langer thuis te laten wonen. In dit  
R14 onderzoek zijn twee ‘gevaarlijke’ situaties geconstateerd, een persoon die geen  
R15 avondeten meer at en een persoon die niet meer in zijn bed sliep. Tevens zijn er  
R16 besparingen aangetoond door het moment van opname in een verpleeghuis uit te  
R17 kunnen stellen. Indien 10 cliënten 2 maanden langer thuis kunnen wonen met behulp  
R18 van ADLife bespaart dit €23.665 en voor 50 cliënten is dit bedrag €124.122. Indien  
R19 een persoon met dementie echter meer thuiszorg nodig heeft, ligt het omslagpunt  
R20 dat opname uiteindelijk toch goedkoper is, bij €5000 thuiszorg per maand. Dit staat  
R21 gelijk aan bijvoorbeeld wekelijks 15u thuiszorg, 4u huishoudelijke verzorging, 3u  
R22 persoonlijke begeleiding en 20u dagopvang.

R23 Een procesevaluatie toont verschillende aanbevelingen voor het gebruik van ADLife  
R24 in de toekomst: meer gedegen implementatie van ADLife in de zorgorganisatie,  
R25 de weergave van data kan verbeterd worden en meer ondersteuning voor de  
R26 professionele zorgverleners om te leren werken met ADLife in de dagelijkse  
R27 zorgverlening.

#### R28 **Hoofdstuk 4: Monitoring technologie intramuraal**

R29 In dit hoofdstuk wordt een horloge dat het slaap- en waakritme meet van mensen  
R30 met dementie beschreven, aangezien mensen met dementie vaak een verstoord  
R31 slaap- en waakritme hebben. Het doel van deze studie is inzicht creëren in de  
R32  
R33  
R34

effecten van het horloge op het slaap/waak ritme van mensen met dementie en het proces van zorgverlening. Het horloge is bij 7 personen met een verstoord slaap/waakritme gebruikt in een intramurale instelling.

Ook bij dit onderzoek zijn zowel kwalitatieve als kwantitatieve onderzoeksmethoden gehanteerd, variërend van interviews met de professionele zorgverleners, analyse van het logboek van de professionele zorgverleners, observatie van gebruik horloge tot aan analyse van de data van het horloge over de slaaptijd, slaaperiodes en de verhouding tussen dag en nacht activiteit. Deze onderzoeksmethoden werden met elkaar gecombineerd, indien het logboek een interventie toonde, welke door de zorgverleners was uitgevoerd, werd de data van het horloge gebruikt om het effect van de interventie op te zoeken op het slaap- en waakritme.

Er kan worden geconcludeerd dat het horloge de potentie heeft om het slaap- en waak ritme van mensen met dementie te verbeteren. Het is niet zozeer het horloge zelf dat deze verbeteringen mogelijk maakt, maar de interventies welke plaatsvinden aan de hand van de data, die het horloge genereert. Zo toonde het horloge bij een van de respondenten aan dat de inslaap medicatie om 21 uur gegeven werd en de doorslaap medicatie om 0.00 uur, waarna deze persoon langere tijd wakker lag (door het wakker maken voor de medicatie). Dit is aangepast nadat men dit door het horloge inzag, waardoor de nachtrust van deze persoon verbeterde. Tevens kan het horloge bijdragen aan een meer efficiënte zorgverlening. Een concreet voorbeeld hierbij is dat er gedurende de nacht geen meerdere nachtrondes gelopen hoeven te worden, echter alleen indien een persoon wakker blijkt te zijn hoeft de zorgverlener er naartoe. De gebruiksvriendelijkheid van het horloge werd minder positief beoordeeld, het horloge was erg groot en te log voor de vaak dunnere polsen van oudere mensen.

Voor het opschalen van de bovengenoemde positieve effecten is het wel noodzakelijk dat er een infrastructuur aanwezig is, welke faciliterend is, er adequate communicatie kanalen en de juiste condities voor implementatie aanwezig zijn.

### **Hoofdstuk 5: Sociaal contact technologie extramuraal**

Dit hoofdstuk beschrijft de evaluatie van het zogenaamde PAL4 dementie systeem, een ondersteunend programma voor mensen met dementie, werkend op een

R1 touchscreen. Dit programma bevat de volgende functies: agenda, levensalbum,  
R2 dagboek en een knop met informatie over dementie, de wijk, waarin men woonachtig  
R3 is, geheugenspelletjes etc. Tevens kon er met PAL4 videocontact gemaakt worden met  
R4 mantelzorgers en/of professionele zorgverleners. De evaluatie heeft plaatsgevonden  
R5 gedurende 9 maanden bij 16 cliënten bij twee zorgorganisaties in Nederland. Er  
R6 is gebruik gemaakt van kwalitatieve en kwantitatieve onderzoeksmethoden zoals  
R7 interviews met mantelzorgers en professionele zorgverleners, een focusgroep met  
R8 professionele zorgverleners, observaties van gebruik van PAL4, analyse van log files  
R9 en er is een kosten analyse uitgevoerd. De kostenanalyse is gericht op de effecten  
R10 van thuiswonen met thuiszorg en PAL4 ten opzichte van opname in een verpleeghuis.  
R11 Mensen met dementie en de mantelzorgers rapporteerden ondersteuning in het  
R12 dagelijks leven door PAL4. Men gaf aan dat het systeem zou kunnen bijdragen aan  
R13 het langer zelfstandig thuis wonen van de persoon met dementie. De kostenanalyse  
R14 laat een maandelijkse besparing zien van thuis wonen met PAL4 ten opzichte van  
R15 opname in een verpleeghuis van €820 per maand per cliënt bij 10 cliënten en €860  
R16 per maand per cliënt bij 50 cliënten. Indien iemand met dementie echter meer  
R17 thuiszorg nodig heeft (rond de €5000 aan thuiszorg) dan zal iemand 11 maanden  
R18 langer thuis moeten kunnen blijven wonen, voordat PAL4 kosten effectief zal  
R19 zijn. Ondanks deze positieve resultaten werden er ook verschillende problemen  
R20 gedetecteerd: technische storingen, onvoldoende kennis van de professionele  
R21 zorgverleners over hoe PAL4 werkte, onvoldoende betrokkenheid van mantelzorgers  
R22 en een onvoldoende gebruiksvriendelijke lay-out van PAL4.

### R24 **Hoofdstuk 6: Sociaal contact technologie intramuraal**

R25 In dit laatste empirische hoofdstuk wordt een onderzoek beschreven naar het spel  
R26 de Klessebessers. Dagactiviteiten zijn van groot belang voor mensen met dementie,  
R27 eHealth wordt hier echter nog weinig toegepast. Bij dit spel werd gebruik gemaakt  
R28 van technologie als een tv, radio, telefoon en een schatkistje, waar de fragmenten  
R29 die door een activiteiten begeleider werden geselecteerd de interactie en het sociale  
R30 gedrag tussen de personen met dementie die het spel speelde, diende te bevorderen.  
R31 Het spel werd in een verpleeghuissituatie gespeeld, waar mensen woonachtig waren  
R32 of de dagopvang bezochten. Dit onderzoek betreft een observatie studie met een  
R33  
R34

bestaande gedragsobservatieschaal en interviews met de activiteitenbegeleiders. In deze studie is het spel de Klessebessers vergeleken met een ander soortgelijk spel, Vragenderwijs, waar echter geen gebruik werd gemaakt van eHealth. Tevens is er onderscheid gemaakt in de mate van dementie door gebruik te maken van MMSE scores en is er gekeken naar het verschil tussen man en vrouw. In verband met het kleine aantal respondenten is de statistische methode van bootstrapping gebruikt. Er kon in deze studie geen groot verschil aangetoond worden tussen deze activiteit waarbij eHealth gebruikt werd en een activiteit, waarin dit niet gebruik werd. Maar het eHealth spel de Klessebessers creëerde en stimuleerde wel sociaal gedrag, specifiek op het gebied van communicatie en empathie. Mensen met een hoge MMSE score (minder ver gevorderd in proces van dementie) en vrouwen waren meer actief tijdens het spel. Daarnaast bleek dat het gebruik van eHealth in activiteiten ondersteunend kon zijn voor activiteiten begeleiders, omdat het onderwerpen genereerde waar men over kon praten met de mensen met dementie. De inhoud van de Klessebessers kan wel nog meer aangepast worden op jonge mensen met dementie.

### **Hoofdstuk 7 en 8: Conclusies, discussie en aanbevelingen**

De resultaten uit de verschillende studies in dit proefschrift zijn gericht op het gebruik van monitoring en sociaal contact technologie bij mensen met dementie. Echter, de resultaten kunnen ook van belang zijn voor mensen met andere cognitieve beperkingen of voor het gebruik van signalerende technologie. De resultaten zijn dus breder inzetbaar.

De studies zoals beschreven in dit proefschrift laten positieve resultaten zien voor het gebruik van eHealth in dementiezorg. eHealth kan het welzijn van mensen met dementie en hun mantelzorgers bevorderen, kan het proces van zorgverlening ondersteunen en zorgt eveneens voor kostenbesparingen op het moment dat uitstel van opname gerealiseerd kan worden.

Uit de verschillende studies komt naar voren dat implementatie een belangrijke rol speelt bij het succes van eHealth. Deze implementatie kan op vele gebieden verbeterd worden bij het gebruik van eHealth in dementiezorg. Een belangrijker leidraad hierbij is de CeHRes roadmap, waarbij verschillende fasen doorlopen worden



R1 van de verkenning van wensen en behoeften, waarden specificatie naar design, naar  
R2 de daadwerkelijke operationalisatie en tot slot evaluatie. Speerpunten, die genoemd  
R3 kunnen worden bij een succesvolle implementatie zijn: een actieve projectgroep,  
R4 eHealth langzaam een structurele plek geven in de dagelijkse zorgpraktijk en daar  
R5 een passend business model bij genereren en als laatste vooraf nadenken over  
R6 ethische kwesties.


R7 Eveneens kan het gebruik en de gebruiksvriendelijkheid van eHealth verder  
R8 bevorderd worden. Dit gebruik kan bevorderd worden door een richtlijn geven voor  
R9 het gebruik en eventuele herinneringen aan het gebruik. Dit is zeker bij mensen  
R10 met dementie essentieel. De gebruiksvriendelijkheid kan bevorderd worden door  
R11 de behoeften van de gebruikers af te stemmen op de techniek, waarbij specifiek  
R12 rekening moet worden gehouden met mensen met dementie. Zij hebben andere  
R13 behoeftes dan de normale senioren. In de verschillende studies in dit onderzoek zijn  
R14 de behoeften en achtergrond van de gebruikers niet afgestemd op de technologie.  
R15 Zo was het horloge zoals gebruikt om het slaap - en waakritme te meten erg groot  
R16 en ongemakkelijk voor de vaak dunne polsen van oudere mensen of was de data van  
R17 ADLife voor zorgverleners lastig uit te lezen.

R18 Het welzijn van mensen met dementie en hun mantelzorgers wordt ondersteund  
R19 door de gebruikte technologieën in deze studie. Voorbeelden hiervan zijn een groter  
R20 gevoel van veiligheid en structuur voor de persoon met dementie. Echter heeft  
R21 eHealth in de studies in dit proefschrift bij mantelzorgers niet expliciet gezorgd  
R22 voor een verminderde belasting. De belasting van zorg wordt vaak veroorzaakt door  
R23 het doen van boodschappen, financiële administratie etc., hierin hebben de eHealth  
R24 technologieën in dit proefschrift niet ondersteund. De welzijneffecten zouden  
R25 vergroot kunnen worden door eveneens te kijken, welke type personen, gelinieerd  
R26 aan MMSE scores, geslacht, leeftijd en persoonlijkheid geschikt zijn voor het gebruik  
R27 van welke soort technologie. Hier dient uiteraard rekening gehouden te worden met  
R28 de individuele verschillen tussen mensen met dementie. Hiernaast dient technologie  
R29 vanaf het begin gekoppeld te worden aan de doelen die men wil bereiken met  
R30 de technologie. Indien ontlasting van de mantelzorger gewenst is, dient er eerst  
R31 gekeken te worden naar welke aspecten deze belasting teweeg brengen en hoe deze  
R32 belasting dus kan worden verminderd met behulp van technologie.


eHealth kan ervoor zorg dragen dat de zorg “just-in-time” wordt in plaats van “just-in-case”, dit wordt tot op heden echter niet volledig benut. Dit heeft er ook mee te maken dat een professionele zorgverlener in zijn werk gewend is om te ‘zorgen’, maar niet om met technologie om te gaan en tevens niet om op basis van data uit deze technologie zorgbeslissingen te kunnen maken. Hier dient veel meer aandacht aan te worden besteed tijdens de implementatie.

Zoals beschreven in hoofdstuk 4 en 6 kan eHealth kostenbesparingen realiseren in de zorg voor mensen met dementie, door het moment van opname in een intramurale setting uit te stellen. De analyse, zoals heeft plaatsgevonden in dit proefschrift, laat hier de eerste positieve resultaten van zien. Vervolgonderzoek is echter noodzakelijk, waarbij ook meer inzicht moet worden gecreëerd in de kosten van bijvoorbeeld iemand die thuis woont en boodschappen doet, de zorgverzekering betaald, een eigen bijdrage betaalt voor zijn thuiszorg etc. Deze kosten voor bijvoorbeeld het boodschappen doen, zijn er namelijk niet nadat iemand opgenomen is in een verpleeghuis. Deze kosten zijn in de huidige kostenanalyse nog achterwege gelaten, samenhangend met het feit dat deze kosten zeer lastig inzichtelijk zijn te krijgen.

Naar aanleiding van dit proefschrift is vervolgonderzoek wenselijk in de richting van grotere aantallen respondenten, zodat meer kwantitatief onderzoek zou kunnen plaatsvinden. Daarnaast is het wenselijk om meer expliciet de mening te vragen van mensen met dementie zelf en dit niet via de mantelzorger of professionele zorgverlener te vragen. Onderzoek bij andere doelgroepen met cognitieve beperkingen en tevens andere technologieën, waaronder mobiele technologie (smartphone, tablet) is als laatste ook van toegevoegde waarde.



Dankwoord



Dankwoord

- R1
- R2
- R3
- R4
- R5
- R6
- R7
- R8
- R9
- R10
- R11
- R12
- R13
- R14
- R15
- R16
- R17
- R18
- R19
- R20
- R21
- R22
- R23
- R24
- R25
- R26
- R27
- R28
- R29
- R30
- R31
- R32
- R33
- R34

## Dankwoord

Een geweldige ervaring, dat zijn de afgelopen 4,5 jaar voor mij geweest, door het kunnen combineren van praktijkwerk bij Focus Cura en het doen van onderzoek op de UT. Mooie projecten begeleiden en dan eveneens kunnen onderzoeken wat de effecten zijn van datgene wat je inzet. Tuurlijk heb ik ook zeker mijn “dipmomenten” gehad, maar al met al ben ik ontzettend blij nu dat ik nu zo’n resultaat als mijn proefschrift voor mij heb liggen. Uiteraard was dit niet gelukt zonder alle mensen waar ik de afgelopen jaren mee heb samengewerkt of die voor de nodige ontspanning zorgde. Enkele mensen wil ik hierbij in het bijzonder bedanken.

Ten eerste wil ik Lisette van Gemert, mijn dagelijks begeleidster, bedanken voor de begeleiding de afgelopen jaren. We hebben de nodige discussies gevoerd, maar nu achteraf zie ik in, dat alle stukken die nu hier in mijn proefschrift staan beter geworden zijn door jouw aanvullingen, opmerkingen en overwegingen. Ik wil je bedanken voor alle vrijheid die je mij altijd gegeven hebt gedurende mijn onderzoek. Ik vond het ontzettend prettig om op die manier echt mijn eigen onderzoek vorm te geven. Daarnaast sta je echt altijd klaar voor je aio’s, op elk moment van de week, heb je een ongekeerde energie en enthousiasme! Dank je wel voor dit alles. Onze directe samenwerking zal stoppen na mijn promotie, maar ik hoop dat we elkaar nog vaak zullen tegenkomen in “zorgland.”

Erwin, mijn promotor, wil ik ook bedanken voor zijn begeleiding de afgelopen jaren. We hebben elkaar niet met heel veel regelmaat gesproken, maar indien het noodzakelijk was, kon ik wel altijd even bij je aankloppen. Het is geweldig hoe jij mensen kan motiveren en inspireren. Dank daarvoor.

Uiteraard wil ik ook graag de leden van mijn promotiecommissie bedanken voor de tijd en moeite voor het lezen van mijn proefschrift en het aanwezig zijn tijdens mijn verdediging. Prof. dr. Andrew Sixsmith, thank you for taking part in my graduation committee and for the wonderful time I had in Vancouver, Canada in 2011, when I visited your research group. Prof. dr. Rose-Marie Dröes, prof. dr. Cees Hertogh, prof.

## Dankwoord

R1 dr. ir. Hermie Hermens, dr. ir. Joost van Hoof en prof. dr. Marcel Olde Rikkert, we  
R2 zijn elkaar de afgelopen jaren meerdere malen tegengekomen in het werkveld van  
R3 dementie en eHealth en ik vind het dan ook een eer dat jullie deel uitmaken van mijn  
R4 commissie. Prof. dr. ir. T. de Vries, vooral in het begin van mijn promotie ben ik met  
R5 regelmaat in Leiden bij je op bezoek geweest om over mijn proefschrift te praten en  
R6 daarna gezellig samen met te eten, hartelijk dank hiervoor.

R8 Tijdens de gehele looptijd van mijn proefschrift ben ik bij Focus Cura werkzaam  
R9 geweest en dat is altijd een geweldige baan geweest, mede dankzij de leuke  
R10 collega's en de vrijheid die mij geboden werd. Daan, dank je wel voor al je support  
R11 de afgelopen jaren en het gebruik mogen maken van je enorme netwerk. Speciale  
R12 dank voor mijn collega's en oud collega's, Anneloes, Eelko, Huub, Jorin, Jeroen van  
R13 der Heijden, Michel, Martie, Leendert-Jaap, Pia, Roel, Ruud, Stijn, Sabine en Yvonne.  
R14 Dank voor de fijne samenwerking en ontzettend veel gezelligheid. Milan, jij als oud  
R15 collega, ook bedankt voor het geweldige ontwerp van de kaft van mijn proefschrift.  
R16 Ook al ga ik Focus Cura verlaten, ik zal jullie allen oprecht missen!

R18 Naast mijn groep collega's bij Focus Cura had ik ook een leuke groep collega's bij  
R19 de UT. Ik was hier dan wel minder vaak aanwezig, maar wil jullie wel ontzettend  
R20 bedanken voor de fijne samenwerking de afgelopen jaren. De eHealth club is een  
R21 gemotiveerde en gezellige club, dank aan jullie allen: Hans, Jobke, Lex, Lisette,  
R22 Maarten, Marjon, Nicol, Nienke, Saskia, Maarten, Olga en Joyce. In het speciaal wil  
R23 ik mijn kamergenoten Nicol en Lex bedanken voor het oppeppen als het nodig was  
R24 en de hulp bij de verschillende vragen die ik jullie als "al gepromoveerde" stelde.  
R25 Excuus, voor mijn belabberde zangkunsten die ik jullie wel eens ten gehore bracht!

R27 Tevens dank voor alle organisaties waar ik in mijn onderzoek mee heb samengewerkt,  
R28 Limez, SVVE Archipel en Zuwe (Erik Loeffen). Met speciale dank voor de projectgroep  
R29 bij ZZG Zorggroep; Esther, Bas, Ria, Ria en Hans en de projectgroep bij Bruggerbosch;  
R30 Henk Bijleveld, Marianne, Henk de Marie, Murk, Renate, Chantal en vooral Diana en  
R31 Trudy. Joost en Helma, jullie bedankt voor de leuke en vooral soms ook lachwekkende  
R32 uurtjes tijdens het "Klessebessen".

Tijdens mijn onderzoek heb ik hulp gehad van verschillende afstudeerders, zij hebben een essentiële bijdrage geleverd aan mijn onderzoek. Els, Harmen, Marieke, Pia, ontzettend bedankt voor jullie gedrevenheid en enthousiasme! Niet al jullie onderzoeken heb ik volledig gebruikt in dit proefschrift, maar jullie onderzoeken hebben allen waardevolle resultaten opgeleverd.

Ja... en dan wil ik ook nog al mijn geweldige lieve vriendinnen bedanken. Lieve meiden van thuis, Hely, Lotte en Simone, we kennen elkaar al zo onwijs lang en ik hoop dat onze vriendschap nog tot ons 100e zal duren. Lieve meiden van Chiaro Divina, Anne, Amke, Carolien, Karlijn, Pien en Valérie, dank voor alle super gezellige etentjes, borrels, weekenden etc. in de afgelopen jaren, dat er nog vele mogen volgen. Lieve meiden van Spooky, Anne Marie, Annalies, Bianca, Juul, Maaïke en Maartje, ook jullie bedankt voor alle etentjes, borrels en leuke momenten. Lieve meiden van de Mina, Hanneke, Judith en Yvonne, we zien elkaar niet meer zoveel als vroeger, toen we elkaar elke dag bijna wel zagen, maar het is nog altijd even gezellig als we elkaar zien, dank jullie wel! Annemarijn, jou heb ik leren kennen via Focus Cura, maar inmiddels hebben we het al over zoveel andere dingen gehad dan werk, dank je daarvoor! Ik ben erg blij met zoveel lieve vriendinnen en ben ze allemaal dankbaar voor de gezelligheid, steun en lieve woorden in de afgelopen jaren!

Twee van mijn vriendinnen zijn eveneens mijn paranimfen, Maartje, dank je wel voor alle momenten die we de afgelopen jaren ook samen hebben gehad op de UT. Het was fijn iemand dichtbij mij te hebben die ook werk deed in de praktijk in combinatie met onderzoek. Anne, wat ben jij toch een schat, altijd even bellen hoe het gaat, ondanks je enorm drukke schema en altijd de Brabantse gezelligheid zelve ☺!

Eveneens dank voor mijn lieve schoonfamilie die altijd oprechte interesse hebben getoond in mijn proefschrift en voor alle gezellige momenten. Dank je wel, Jan, Sienieke, Erik, Willeke en natuurlijk Annemijn en Evelien!



## Dankwoord

R1 Lieve Elke, dank je wel voor het zijn van mijn lieve zusje en nu je ouder wordt steeds  
R2 meer sparringpartner over van alles en nog wat. Joris, mijn (bijna) zwager ☺, wat  
R3 ben jij altijd enorm oprecht geïnteresseerd in wat ik deed en wat ben je lief voor mijn  
R4 zusje, dank je wel daarvoor!

R5  
R6 Pap en mam, jullie zijn er echt altijd voor mij en ik ben jullie daar enorm dankbaar  
R7 voor. Pap, dank voor het doorlezen van mijn gehele proefschrift en mam, dank voor  
R8 het altijd klaarstaan voor mij, Siev en Ties. Het is ook zo mooi om te zien hoe gek jullie  
R9 zijn met Ties!

R10  
R11 En dan als laatste, maar wel meest belangrijke, mijn twee mannen ☺ Lieve Sievert  
R12 Jan (laat ik hier maar netjes je gehele naam een keer schrijven...), ik kende jou net,  
R13 toen ik begon aan dit proefschrift en je hebt alle fases met mij doorlopen en jij hebt er  
R14 mede voor gezorgd dat ik nu dit eindresultaat kan afleveren. Je bent er altijd voor mij  
R15 en ik kan mij oprecht geen betere vriend wensen. Dank je wel daarvoor! Daarnaast  
R16 ben ik je natuurlijk eeuwig dankbaar voor onze zoon Ties!

R17  
R18 Lieve Ties, dank je wel dat je er bent! Je bent de liefste, mooiste en alles voor mij!  
R19  
R20  
R21  
R22  
R23  
R24  
R25  
R26  
R27  
R28  
R29  
R30  
R31  
R32  
R33  
R34